

SC782-5PCB

SC782-5PIN

FEATURES

- Micro ISO Automotive Relay Socket
- PCB and Wire Harness Versions
- PC Pins of 0.234" (PCB) or 0.149" (SPCB)
- Heat Stabilized Thermoplastic
- -40 to 140°C Operating Temperature
- For Use with Wire Harnessing
- Five Versions
 - 4PCB (4 Pin PCB)
 - 4SPCB (4 Pin SPCB)
 - 5PCB (5 Pin PCB)
 - 5SPCB (5 Pin SPCB)
 - 5PIN (5 Pin Crimp)

ORDERING INFORMATION

Part Number	Description	Terminal	Form
SC782-4PCB	4 Pin Socket (Fig. 1)	PCB	1A
SC782-4SPCB	4 Pin Socket (Fig. 1)	PCB	1A
SC782-5PCB	5 Pin Socket (Fig. 2)	PCB	1A,1C
SC782-5SPCB	5 Pin Socket (Fig. 2)	PCB	1A,1C
SC782-5PIN	5 Pin Connector For Wire Harnessing (Fig. 3)	Crimp	1A,1C

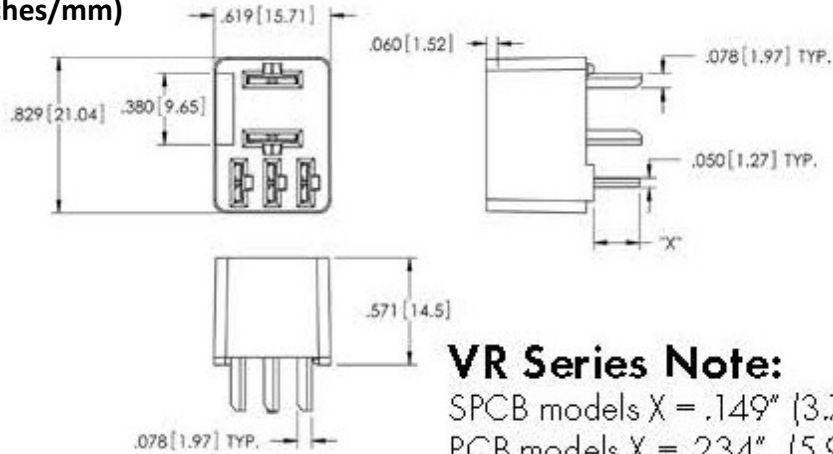
***For use with PC782 both
1 Form A (1A) and
1 Form C (1C) Contact Forms.**

TERMINAL COMPATIBILITY

Order From	Part Number	AWG	Blade
TE Connectivity	42100	14-18	1/4"
TE Connectivity	42281	14-18	1/4"
TE Connectivity	42904	12-16	1/4"
TE Connectivity	60249	12-16	1/4"
TE Connectivity	60253	12-14	1/4"
TE Connectivity	281197	10-12	3/16"
TE Connectivity	282180	7-10	3/16"

Picker Components references these terminals to be used with our Automotive* Series Sockets. Current capability of the terminals depends on the gauge of wire used, the quality of the crimp, the addition of solder or a weld, operating conditions, temperature cycling, etc. Terminals to be purchased separately.

DIMENSIONS (inches/mm)



VR Series Note:
 SPCB models X = .149" (3.78)
 PCB models X = .234" (5.94)

**Pin Layout
(Bottom View)**

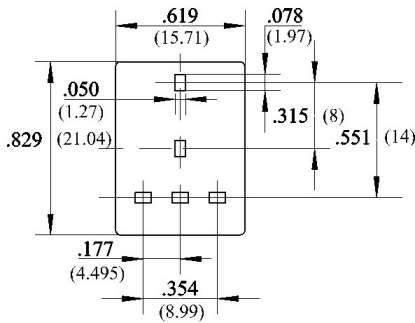
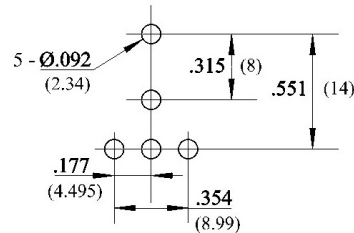


Figure 1



**PC Board
Layout**

**Pin Layout
(Bottom View)**

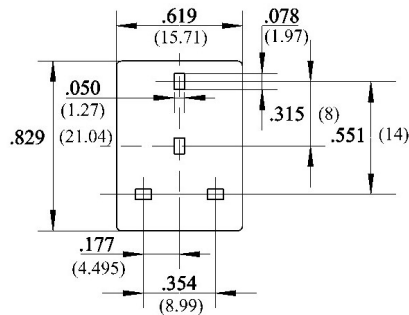
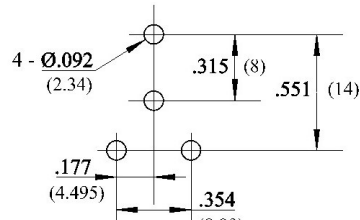


Figure 2



**PC Board
Layout**

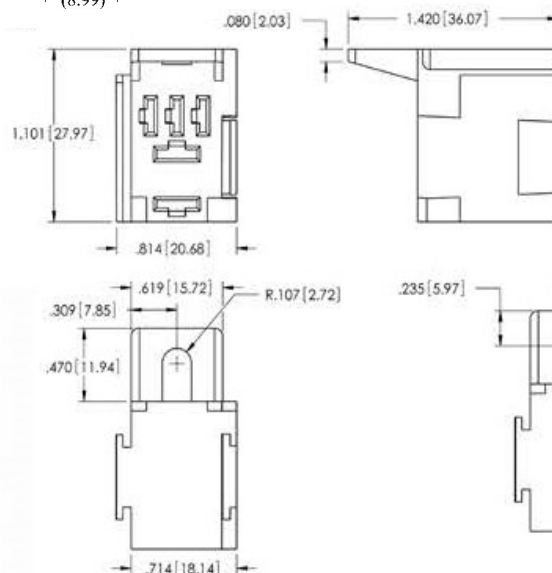


Figure 3



3220 Commander Drive, Suite 102 Carrollton, TX 75006
 Sales: (972) 713-6272 (888) 997-3933

Fax: (972) 735-0964

www.PickerComponents.com
 e-mail: sales@pickercomponents.com