

## FEATURES

- 0805 AND 0806 CASE SIZES
- HIGH DC CURRENT AND LOW DC RESISTANCE
- REFLOW SOLDERING APPLICABLE
- PACKAGE FOR AUTOMATIC PICK-PLACE

## SPECIFICATIONS

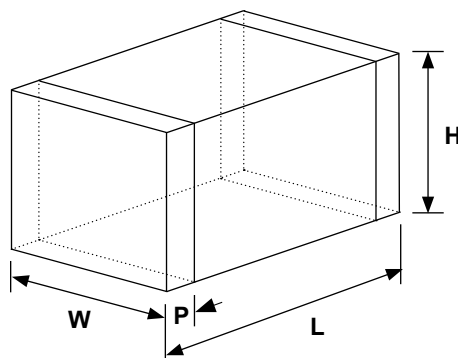
Specifications	Case Size	
	0805	0806
Inductance Range	0.33 $\mu$ H ~ 0.68 $\mu$ H	0.24 $\mu$ H ~ 1.5 $\mu$ H
Inductance Tolerance	$\pm$ 20% (M), $\pm$ 30% (N)	
Operating Temperature Range	-40°C ~ +125°C	
Self Resonant Frequency, DC Resistance, Rated DC Current and Inductance Tolerance	See Standard Values and Specifications Table	

Note: Extended values, tolerances, and enhanced versions are available please contact NIC for more details.

## DIMENSIONS (mm)

Case Size	L	W	H	P
NFM0805*	2.00 +0.3/-0.1	1.25 $\pm$ 0.20	0.5 $\pm$ 0.1 0.9 $\pm$ 0.1	0.5 $\pm$ 0.3
NFM0806*	2.00 +0.3/-0.1	1.60 $\pm$ 0.20	0.5 $\pm$ 0.1 0.7 $\pm$ 0.1 0.9 $\pm$ 0.1	0.5 $\pm$ 0.3

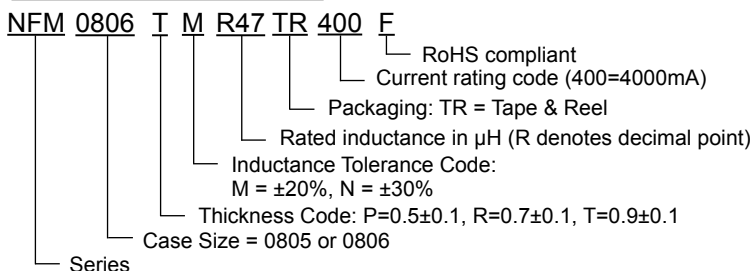
\*See specifications tables for individual part thickness



## ENVIRONMENTAL CHARACTERISTICS

Test	Specification	Test Method & Condition
Resistance to Soldering Heat	No Mechanical Damage Inductance: $\pm$ 20% of initial value (parts should be stabilized at room temperature for 2 hours prior to testing)	+260°C for 5 seconds
Low Frequency Vibration		Cycle 10Hz ~ 55Hz ~ 10Hz (1 minute), 2 hours each axis (X, Y, Z)
Thermal Shock		Cycle -40°C for 30 min. > +125°C 30 min., 100 cycles
Humidity		+60°C, 90% ~ 95%RH, 1,000 hours
Low Temperature Storage		-40°C for 1,000 hours
High Temperature Load Life		+125°C for 1,000 hours

## PART NUMBER SYSTEM



## NFM0805 SERIES

### 0805 CASE SIZE

NIC P/N	'L' Inductance (μH)	Tolerance	"L" Test Frequency (MHz)	SRF MHz (min.)	DCR (ohms)	Isat Max. (A)	Irms Max. (A)	Thickness (mm)
NFM0805T_R33TR170F	0.33	±20% (M), ±30% (N)	3	25	0.069	2.2	1.7	0.5 ± 0.1
NFM0805T_R47TR160F	0.47	±20% (M), ±30% (N)	3	23	0.086	2.0	1.6	
NFM0805T_R56TR140F	0.56	±20% (M), ±30% (N)	3	21	0.100	1.8	1.4	
NFM0805T_R33TR240F	0.33	±20% (M), ±30% (N)	3	24	0.037	3.6	2.4	0.9 ± 0.1
NFM0805T_R47TR220F	0.47	±20% (M), ±30% (N)	3	20	0.044	3.3	2.2	
NFM0805T_R56TR200F	0.56	±20% (M), ±30% (N)	3	18	0.054	3.0	2.0	
NFM0805T_R68TR170F	0.68	±20% (M), ±30% (N)	3	16	0.064	2.4	1.7	

Note: Extended values, tolerances, and enhanced versions are available please contact NIC for more details.

## NFM0806 SERIES

### 0806 CASE SIZE

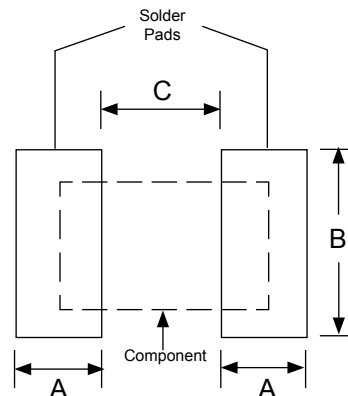
NIC P/N	'L' Inductance (μH)	Tolerance	"L" Test Frequency (MHz)	SRF MHz (min.)	DCR (ohms)	Isat Max. (A)	Irms Max. (A)	Thickness (mm)
NFM0806P_R24TR290F	0.24	±20% (M), ±30% (N)	3	36	0.043	2.8	2.9	0.5 ± 0.1
NFM0806P_R33TR270F	0.33	±20% (M), ±30% (N)	3	28	0.056	2.3	2.7	
NFM0806P_R47TR190F	0.47	±20% (M), ±30% (N)	3	26	0.065	2.0	1.9	
NFM0806P_R56TR180F	0.56	±20% (M), ±30% (N)	3	24	0.080	1.8	1.8	
NFM0806P_R82TR170F	0.82	±20% (M), ±30% (N)	3	20	0.112	1.5	1.7	
NFM0806R_R24TR290F	0.24	±20% (M), ±30% (N)	3	34	0.043	3.0	2.9	0.7 ± 0.1
NFM0806R_R47TR270F	0.47	±20% (M), ±30% (N)	3	21	0.056	2.5	2.7	
NFM0806R_R56TR190F	0.56	±20% (M), ±30% (N)	3	19	0.065	2.2	1.9	
NFM0806R_R82TR180F	0.82	±20% (M), ±30% (N)	3	17	0.080	1.8	1.8	
NFM0806T_R24TR470F	0.24	±20% (M), ±30% (N)	3	30	0.018	3.4	4.7	0.9 ± 0.1
NFM0806T_R33TR380F	0.33	±20% (M), ±30% (N)	3	21	0.023	3.2	3.8	
NFM0806T_R47TR330F	0.47	±20% (M), ±30% (N)	3	18	0.024	3.0	3.3	
NFM0806T_R56TR300F	0.56	±20% (M), ±30% (N)	3	17	0.035	2.4	3.0	
NFM0806T_1R0TR180F	1.0	±20% (M), ±30% (N)	3	12	0.093	1.8	1.8	
NFM0806T_1R5TR160F	1.5	±20% (M), ±30% (N)	3	11	0.125	1.5	1.6	
NFM0806T_R47TR400F	0.47	±20% (M), ±30% (N)	3	18	0.020	3.0	4.0	

Note: Extended values, tolerances, and enhanced versions are available please contact NIC for more details.

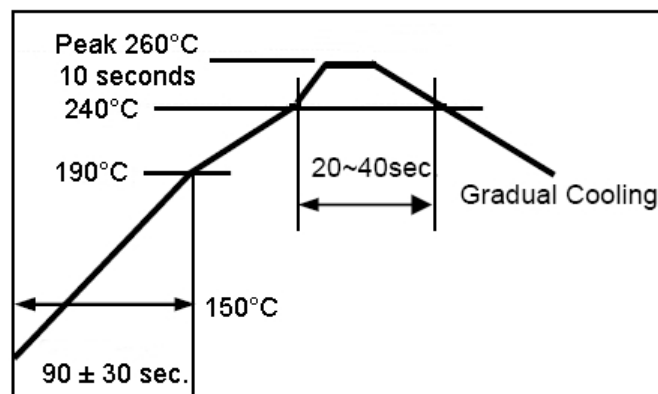


## LAND PATTERN DIMENSIONS

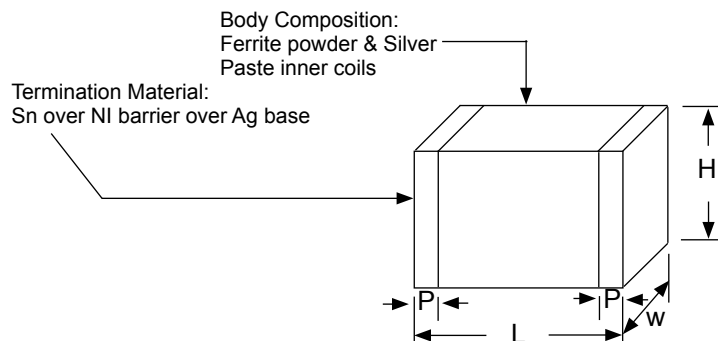
Series	A	B	C
NFM0805	0.8 ~ 1.2	0.9 ~ 1.6	0.8 ~ 1.2
NFM0806	0.8 ~ 1.2	1.2 ~ 2.0	0.8 ~ 1.2



## REFLOW SOLDERING PROFILE



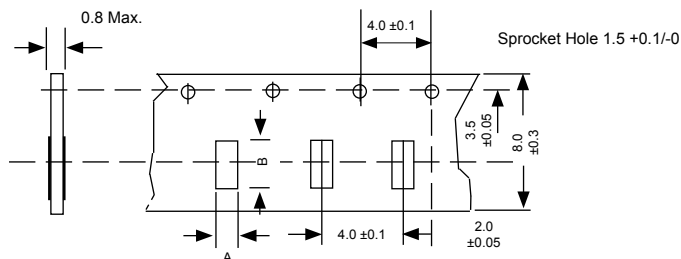
## COMPOSITION



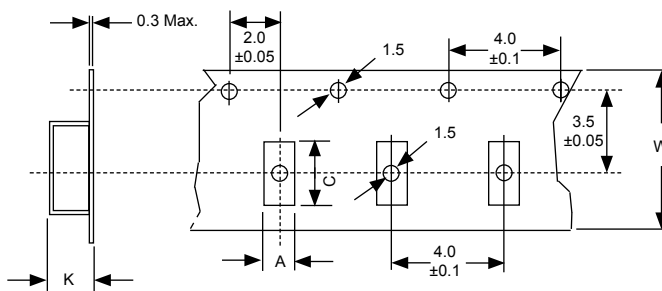
## CARRIER DIMENSIONS & REEL QUANTITY (mm)

TYPE	Part Thickness	A	B	K max.	Carrier Material	Reel Qty
NFM0805	0.5	1.50 ± 0.10	2.30 ± 0.10	0.80	Paper	5,000
	0.9			1.45	Plastic	3,000
NFM0806	0.5	1.90 ± 0.10		0.80	Paper	5,000
	0.7			1.05	Paper	4,000
	0.9			1.45	Plastic	3,000

### PAPER CARRIER DIMENSIONS (mm)



### EMBOSSED PLASTIC CARRIER DIMENSIONS (mm)



### REEL DIMENSIONS (mm):

