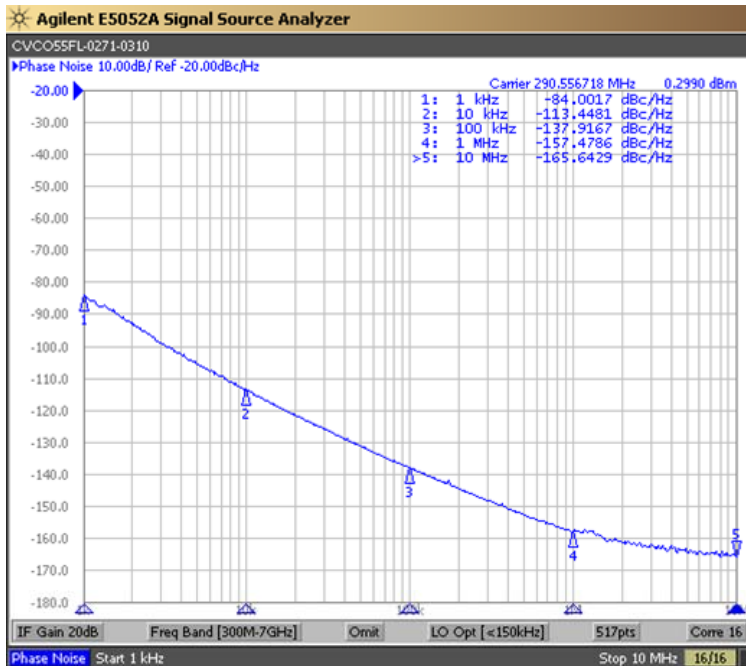


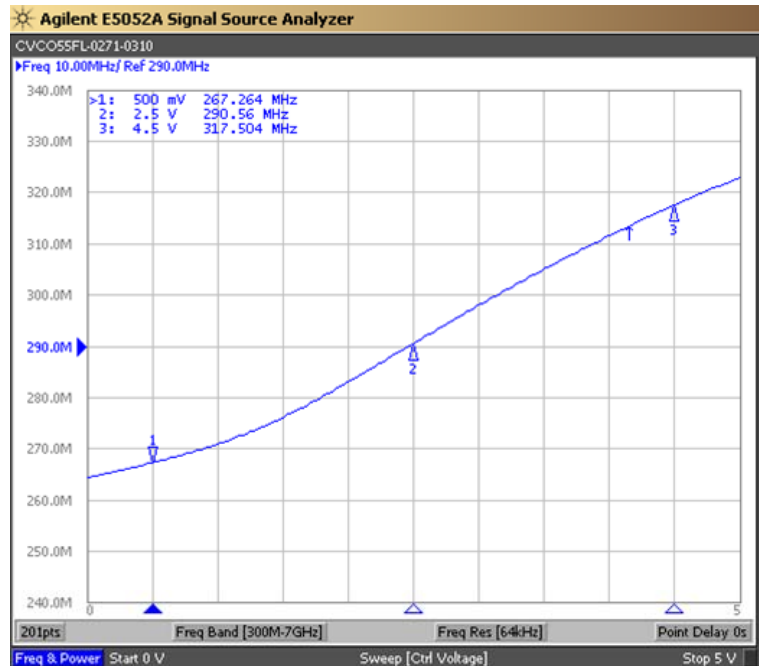


PERFORMANCE SPECIFICATION	MIN	TYP	MAX	UNITS
Lower Frequency:			271	MHz
Upper Frequency:	310			MHz
Tuning Voltage:	0.5		4.5	VDC
Supply Voltage:	4.75	5.0	5.25	VDC
Output Power:	-3.0	0	+3.0	dBm
Supply Current:			5	mA
Harmonic Suppression (2 nd Harmonic):		-15	-10	dBc
Pushing:		1.0		MHz/V
Pulling, all Phases:		2.0		MHz pk-pk
Tuning Sensitivity:		15		MHz/V
Phase Noise @ 10kHz offset:		-114		dBc/Hz
Phase Noise @ 100kHz offset:		-136		dBc/Hz
Load Impedance:		50		Ω
Input Capacitance:			330	pF
Operating Temperature Range:	-30		+80	$^{\circ}$ C
Storage Temperature Range:	-45		+90	$^{\circ}$ C

Phase Noise (1 Hz BW, Typical)

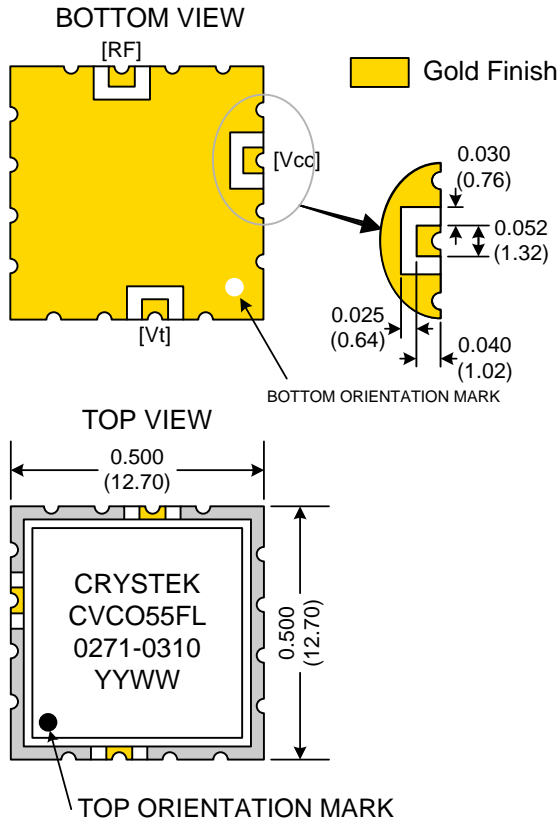


Tuning Curve (Typical)



Product Control:

Crystek Part Number:	CVCO55FL-0271-0310	Release Date:	24-Feb-2015
Revision Level:	A	Responsible:	C. Vales



Pad	Connection
2	Vt
10	RF-OUTPUT
14	Vcc
Others	GROUND

- Unless otherwise specified, Dimensions are in: $\frac{IN}{(mm)}$
- Pad Location Dimensions are in: Inches

TAPE AND REEL



Drawing not to scale

Product Control:

Crystek Part Number:	CVCO55FL-0271-0310	Release Date:	24-Feb-2015
Revision Level:	A	Responsible:	C. Vales

Specification is subject to change without notice