


Flyback Transformers

For Linear Technology LT3751
Capacitor Charger Controller



- Flyback transformer for the Linear Technology LT3751 Capacitor Charger Controller for charging capacitors to 500 V
- GA3459-BL: 5 – 24 V input; GA3460-BL: 12 – 24 V input
- 1500 Vrms, one minute isolation from primary to secondary windings
- Flux shield minimizes EMI emission

Core material Ferrite

Terminations RoHS tin-silver (96.5/3.5) over tin over nickel over phos bronze. Other terminations available at additional cost.

Weight 24.2 – 27.5 g

Ambient temperature –40°C to +125°C

Storage temperature Component: –40°C to +125°C.

Tray packaging: –40°C to +80°C

Resistance to soldering heat Max three 40 second reflows at +260°C, parts cooled to room temperature between cycles

Moisture Sensitivity Level (MSL) 1 (unlimited floor life at <30°C / 85% relative humidity)

Failures in Time (FIT) / Mean Time Between Failures (MTBF)

38 per billion hours / 26,315,789 hours, calculated per Telcordia SR-332

Packaging 24 per tray

PCB washing Tested with pure water or alcohol only. For other solvents, see Doc787_PCB_Washing.pdf.

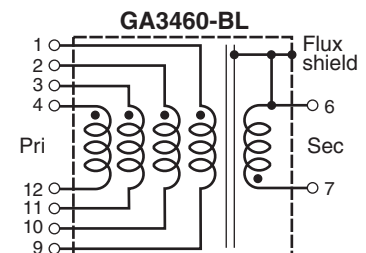
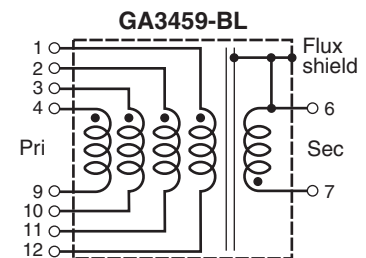
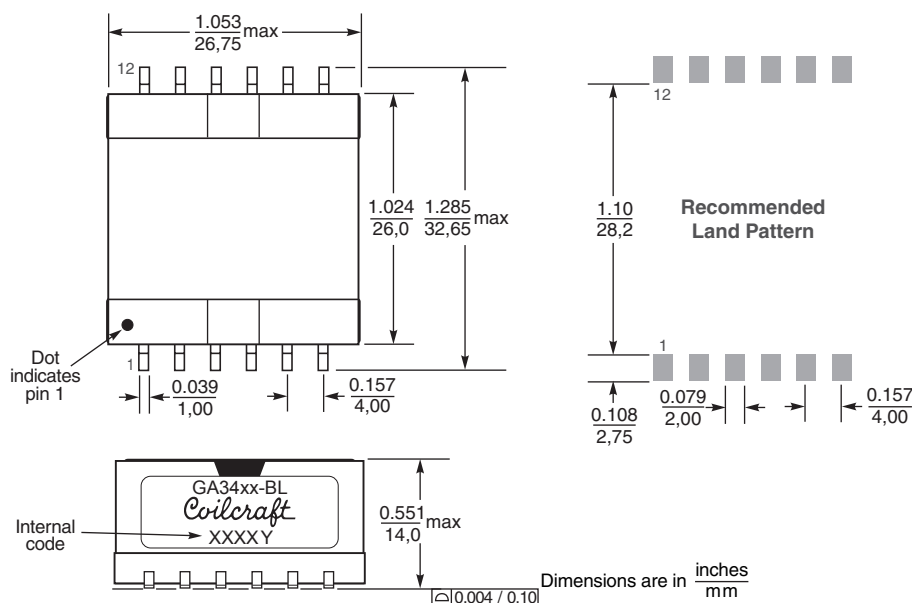
| Part number | Inductance at 0A ¹ ±10% (μH) | Inductance at I _{pk} ² min (μH) | DCR max (mOhms) ³ | | Leakage inductance ⁴ max (μH) | Turns ratio ⁵ pri : sec | I _{pk} ² (A) |
|-------------|--|--|------------------------------|-----|---|---------------------------------------|-------------------------------------|
| | | | pri | sec | | | |
| GA3459-BL | 5.0 | 4.25 | 7.70 | 515 | 0.10 | 1 : 10 | 20 |
| GA3460-BL | 2.5 | 2.25 | 5.63 | 400 | 0.06 | 1 : 10 | 50 |

1. Inductance is measured at 50 kHz, 0.1 Vrms.
2. Peak primary current drawn at minimum input voltage.
3. DCR for the primary is with the windings connected in parallel.
4. Leakage inductance is for the primary with windings connected in parallel and with the secondary winding shorted.

5. Turns ratios are with the primary windings connected in parallel.

6. Electrical specifications at 25°C.

Refer to Doc 362 "Soldering Surface Mount Components" before soldering.



Primary windings to be connected in parallel on PC board. Connect pin 6 to ground.

Note: The primary windings of these transformers **DO NOT** have the same pinouts.



www.coilcraft.com

US +1-847-639-6400 sales@coilcraft.com
UK +44-1236-730595 sales@coilcraft-europe.com
Taiwan +886-2-2264 3646 sales@coilcraft.com.tw
China +86-21-6218 8074 sales@coilcraft.com.cn
Singapore + 65-6484 8412 sales@coilcraft.com.sg

Document 722 Revised 05/15/15

© Coilcraft Inc. 2015

This product may not be used in medical or high risk applications without prior Coilcraft approval. Specification subject to change without notice. Please check web site for latest information.