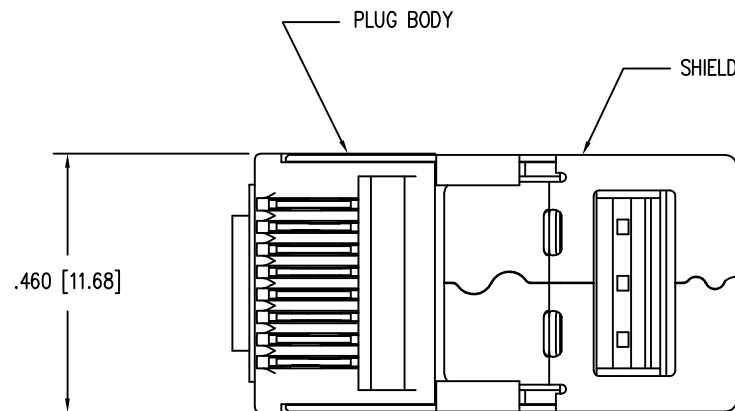
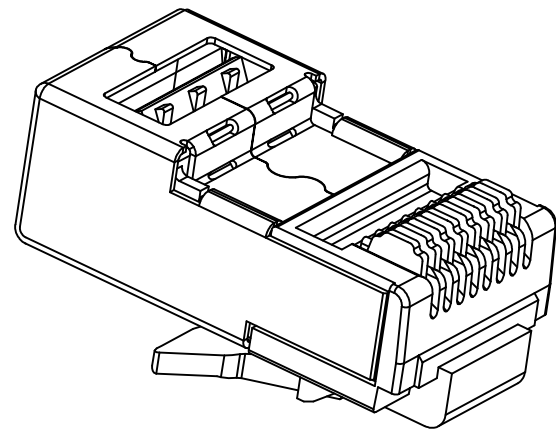
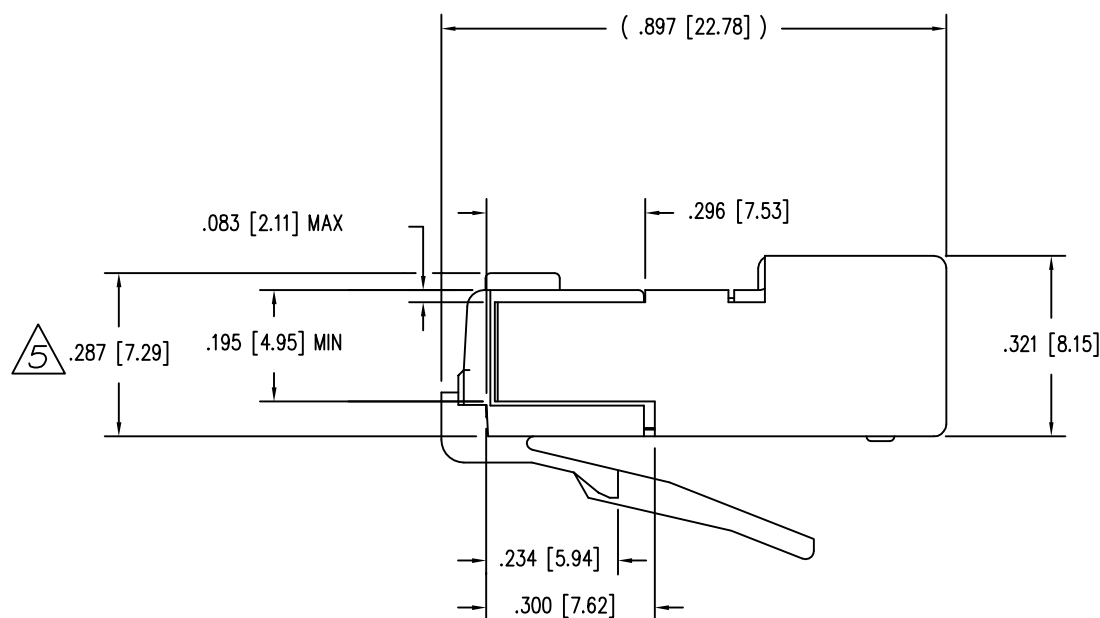
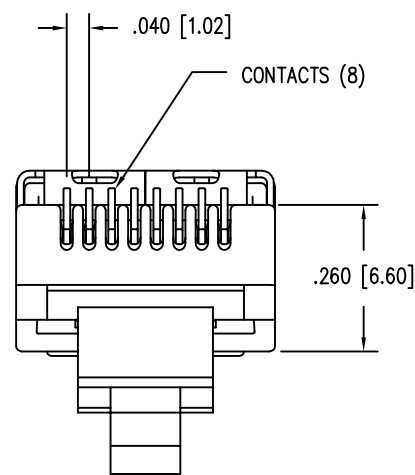


DATE	REV	ECN	APP'D. BY
6-22-12	B0	9524	TRM
12-17-12	B1	9668	TRM
1-8-15	B2	10176	TRM



B

B



NOTES:

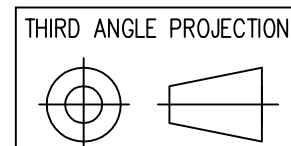
- CONNECTOR MATERIALS:
FRONT HOUSING PLASTIC : CLEAR POLYCARBONATE, UL 94-V0
PLUG SHIELD : PRE-PLATED NICKEL
CONTACTS : COPPER ALLOY SELECTIVE GOLD PLATED
- CONTACTS TERMINATE SOLID OR STRANDED CONDUCTORS BETWEEN .037 [0.94] TO .042 [1.07] OUTSIDE DIAMETER OF INSULATION.
- FOR PRODUCT SPECIFICATION SEE PR026-01.
- DIMENSIONS AND TOLERANCES COMPLY WITH TIA-1096 STANDARD.

5 TERMINATED PLUG HEIGHT: .237 [6.02] ±.005 [0.13]

BAG OF 25	50 MICRO-INCHES [1.27um]	SS-37200-032
BULK	50 MICRO-INCHES [1.27um]	SS-37200-028
PACKAGE	CONTACT PLATING IN MATING AREA	PART NUMBER

A

A



1118 Susquehanna Trail South
Glen Rock, PA 17327-9199
(717) 235-7512
<http://www.stewartconnector.com>

DO NOT SCALE DRAWING
DRAWING IS SUBJECT TO
CHANGE WITHOUT NOTICE

TITLE: MODULAR PLUG SHIELDED

DIMENSIONS: INCHES [METRIC]
UNLESS OTHERWISE SPECIFIED
TOLERANCES ARE ±.005 [0.13]
ANGLES ARE ± 1°

THIS DRAWING AND THE SUBJECT MATTER SHOWN THEREON ARE
CONFIDENTIAL AND THE PROPRIETARY PROPERTY OF STEWART CONNECTOR
AND SHALL NOT BE REPRODUCED, COPIED, OR USED IN ANY MANNER WITHOUT
PRIOR WRITTEN CONSENT OF STEWART CONNECTOR. THIS PRODUCT
MAY BE PROTECTED BY ONE OR MORE OF THE FOLLOWING US PATENTS:
5628647 6402559 6409535 6524128
7753717 8033863
OTHER PATENTS MAY BE PENDING.

DRN BY:	JMB	DATE	4-2-04
APPD BY:	RGC	DATE	4-16-04
DWG NO.	CT370055	REV.	B2

SHEET NO. 1 OF 1

