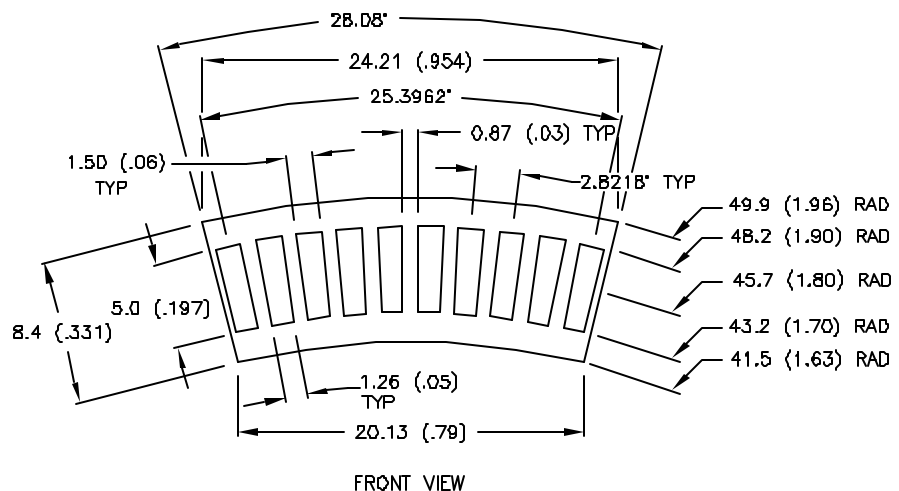
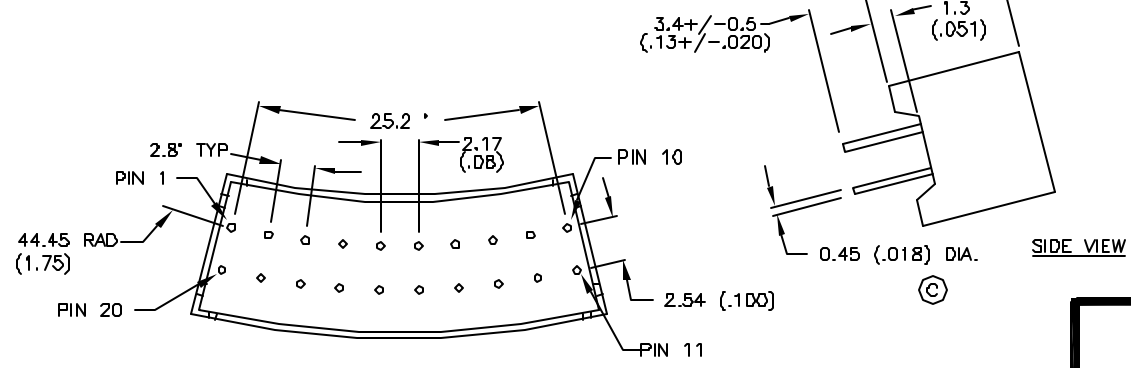


DATE	REVISIONS	REV
11-18-93	RMV'D NOTE DENOTING COMMON CATHODE/	A
11-29-93	SCHEMATIC REDRAWN/	B
3-16-94	CHANGED DIMENSION	C
B-16-94	CHG'D. SOLDER SPECS.	D

DRAWING NUMBER	REV
SSA-LXB10GW-10652	D

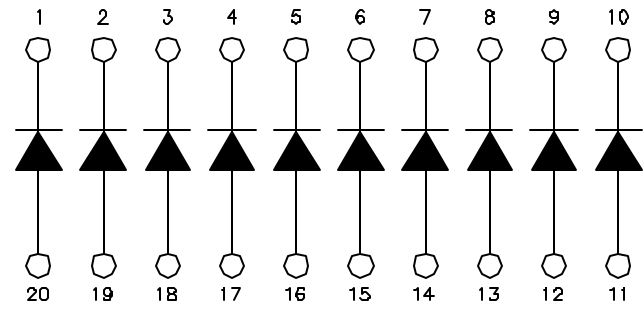


FRONT VIEW



BACK VIEW

SIDE VIEW



292 E. HELLEN ROAD  
 PALATINE, ILLINOIS 60067  
 (708) 359-2790

CONFIDENTIAL INFORMATION  
 THE INFORMATION CONTAINED IN THIS DOCUMENT IS THE PROPERTY OF LUMEX OPTO/COMPONENTS, INC. EXCEPT AS SPECIFICALLY AUTHORIZED IN WRITING BY LUMEX OPTO/COMPONENTS, INC., THE HOLDER OF THIS DOCUMENT SHALL KEEP ALL INFORMATION CONTAINED HEREIN CONFIDENTIAL AND SHALL PROTECT SAME IN WHOLE OR IN PART FROM DISCLOSURE AND DISSEMINATION TO ALL THIRD PARTIES.

DATE: 7-9-91	DWN:	APPD:
SCALE: DO NOT SCALE DWG		

CUSTOM 10 SEGMENT LED ARRAY, GREEN

PAGE 1 OF 2	DRAWING NUMBER	REV
	SSA-LXB10GW-10652	D

DATE

REVISIONS

REV

DRAWING NUMBER

REV

SEE PAGE ONE

D

SSA-LXB10GW-10652

D

ELECTRO-OPTICAL CHARACTERISTICS TA=25 °C I<sub>f</sub>=20mA

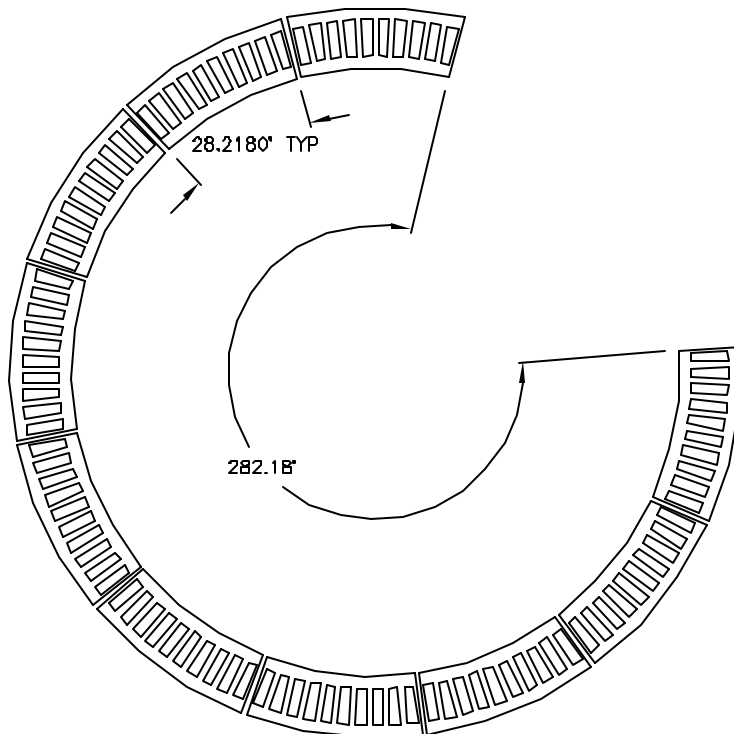
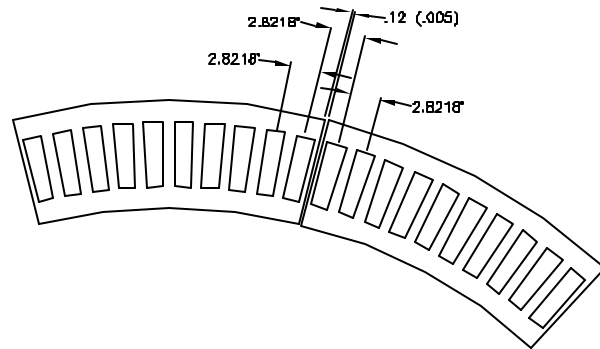
PARAMETER	MIN	TYP	MAX	UNITS	TEST COND
PEAK WAVELENGTH		565 (GREEN)		nm	
FORWARD VOLTAGE		2.1	2.8	V <sub>f</sub>	
REVERSE VOLTAGE	5.0			V <sub>r</sub>	I <sub>r</sub> =100uA
AXIAL INTENSITY		10		mcd	I <sub>f</sub> =20mA
VIEWING ANGLE		160		2x theta	
EMITTED COLOR :		GREEN			
EPOXY LENS FINISH:		MILKY WHITE DIFFUSED			

MATERIAL: NORYL  
FACE COLOR: GRAY

LIMITS OF SAFE OPERATION AT 25 DEG. C

PARAMETER	MAX	UNITS
PEAK FORWARD CURRENT *	155	mA
Ⓣ STEADY CURRENT	30	mA
Ⓣ POWER DISSIPATION	110	mW
DERATE FROM 25 °C	-1.2	mW/ °C
Ⓣ OPERATING, STORAGE TEMP.	-40 TO +85	°C
LEAD SOLDERING TEMP.	+260	°C
Ⓣ 2.0mm FROM BODY		3 SEC. MAX

\* t&lt;10uS



292 E. HELLEN ROAD  
PALATINE, ILLINOIS 60067  
(708) 359-2790

DATE: 7-9-91

DWN:

APPD:

SCALE: DO NOT SCALE DWG

CUSTOM 10 SEGMENT LED ARRAY, GREEN

PAGE 2 OF 2

DRAWING NUMBER

SSA-LXB10GW-10652

REV

D

AXB108AD