

# SMT3/SMTE3

Surface Mount Tactile Switches

Washable

FUJISOKU  
SWITCHES

RoHS Compliant



## ■ Features

- 1. Compatible With Lead-Free, Reflow Soldering**  
Heat-resistance resin for lead-free soldering.
- 2. Washable (SMTE3 Series)**
- 3. J-Lead Terminal Pins For High-Density Mounting**
- 4. Anti-Static Electricity (SMTE3 Series)**  
Ground terminal is provided to prevent damage to element caused by static electricity.

## ■ Specifications

Rating	Max.	0.6VA max. (24VDC max. 30mA max.)	
	Min.	Silver plated contacts	1mA DC5V
		Gold plated contacts	10μA DC5V
Initial contact resistance	100m Ω max. (1.5mA 200μVAC)		
Dielectric strength	250VAC 1 minute		
Insulation resistance	100M Ω min. (100VDC)		
Electrostatic capacity	5pF max.		
Electrical life	100,000 operations		
Stroke	<b>SMT3</b>	0.25mm	
	<b>SMTE3</b>	0.5mm	
Operating force	<b>SMT3</b>	1.18±0.39 N	
	<b>SMTE3</b>	1.96±0.98 N	
Operating temperature range	-25~+70°C		
Storage temperature range	-40~+85°C		

## ■ Part Numbering

**SMT E G 3 - 01 E - Z**

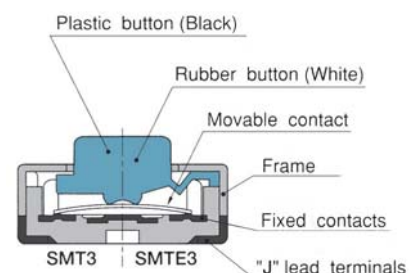
Series code    Structure    Contact plating    Series No.    Registration No.    Packaging specs.

None	Standard type (Plastic button)
E	Immersion washable (Rubber button)

None	Silver plated
G	Gold plated

None	Stick
E	Emboss taping

## ■ Structure



## ■ Table of Part Numbers

Structure	Packaging specifications	
	Stick	Emboss taping
Standard type	<b>SMT3-01-Z</b>	<b>SMT3-01E-Z</b> ★ <b>SMTG3-01E-Z</b>
Immersion washable	<b>SMTE3-01-Z</b> ★ <b>SMTEG3-01-Z</b>	<b>SMTE3-01E-Z</b> ★ <b>SMTEG3-01E-Z</b>

## ■ Pad Layouts

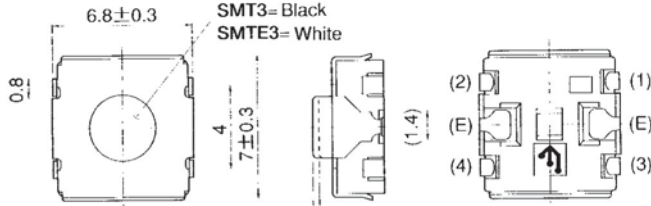
(Top view)

Ground terminals	Without	With
Part No.	<b>SMT3 · SMTE3</b> <b>SMTG3 · SMTEG3</b>	<b>SMTE3</b> <b>SMTEG3</b>
Pattern dimensions		

# SMT3

## SPST

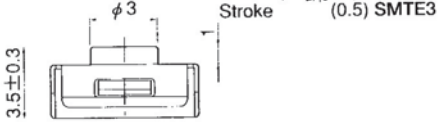
### SMT3



SMT3= Black  
SMTE3= White

### SMTE3

Washable



Terminal numbers are not shown on the switch.

Part No.	Switching function	
SMT3-01-Z SMT3-01E-Z SMTEG3-01E-Z SMTE3-01-Z SMTE3-01E-Z SMTEG3-01-Z SMTEG3-01E-Z	OFF	(ON)
Connecting terminals	—	1 — 3 2 — 4
Circuit diagrams		

(ON) : Momentary

(E) : GGround terminal (SMTE3 and SMTEG3 series)

## Soldering Specifications

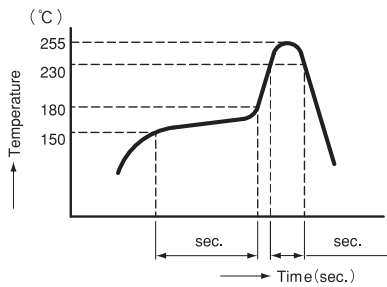
### (1) Manual Soldering

Device : Soldering iron

① 350°C ± 10°C; 3 ± 0.5 seconds

### (2) Reflow Soldering

Device : Inline or batch system



Apply reflow soldering up to 2 times max.

## Flux Cleaning

Since the SMT3 series is not process sealed, be sure to use low-residue flux.

### (1) Solvent: Fluorine or Alcohol type

Cleaning with other solvents or water is not possible.

### (2) Cleaning after soldering should be done after the terminal temperature falls to 90°C or below, or after leaving the switch for five minutes or longer at room temperature.

Cleaning temperature: 43°C, max.

### (3) Do not use ultrasonic cleaning.

## Packaging Specifications

Stick	Emboss taping
50 pcs/stick	1,000 pcs/reel
φ=375	

● When ordering, tape packaged version shall be supplied by request. Minimum packaging quantity for reel packaging is 1,000pcs per reel.

(ON) : Momentary