



硅整流二极管 General Purpose Rectifier

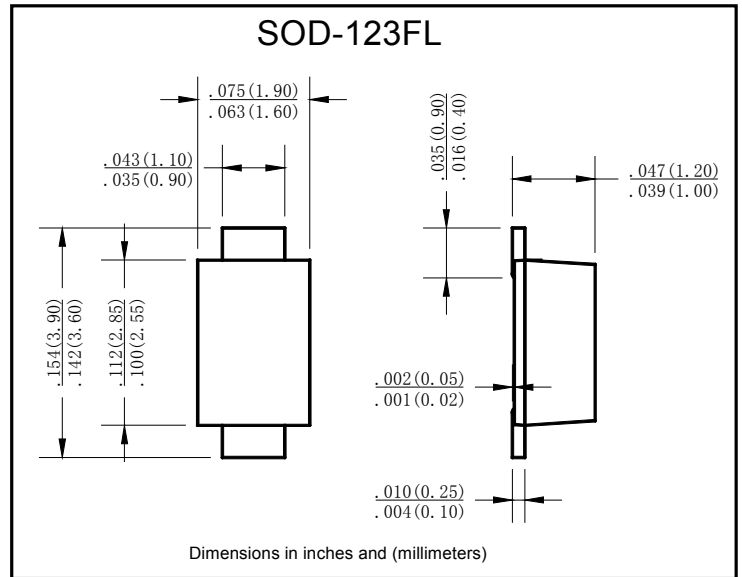
■特征 Features

- I_o 1.0A
- V_{RRM} 50V~1000V
- 玻璃钝化芯片
Glass passivated chip
- 耐正向浪涌电流能力高
High surge forward current capability

■用途 Applications

- 作一般电源单相整流
For general power supply
single-phase rectifier

■外形尺寸和印记 Outline Dimensions and Mark



■极限值（绝对最大额定值）

Limiting Values (Absolute Maximum Rating)

参数名称 Item	符号 Symbol	单位 Unit	条件 Conditions	G1						
				A	B	D	G	J	K	M
反向重复峰值电压 Repetitive Peak Reverse Voltage	V_{RRM}	V		50	100	200	400	600	800	1000
平均整流输出电流 Average Rectified Output Current	I_o	A	60Hz单向半波, 电阻负载, $T_a=75^\circ\text{C}$ 60Hz One-way half-wave, R-load, $T_a=75^\circ\text{C}$	1.0						
正向（不重复）浪涌电流 Surge(Non-repetitive) Forward Current	I_{FSM}	A	60Hz正弦波, 一个周期, $T_j=25^\circ\text{C}$ 60Hz sine wave, 1 cycle, $T_j=25^\circ\text{C}$	30						
存储温度 Storage Temperature	T_{stg}	$^\circ\text{C}$		-55 ~+150						
结温 Junction Temperature	T_j	$^\circ\text{C}$		-55 ~+150						

■电特性（ $T_a=25^\circ\text{C}$ 除非另有规定）

Electrical Characteristics ($T_a=25^\circ\text{C}$ Unless otherwise specified)

参数名称 Item	符号 Symbol	单位 Unit	测试条件 Test Condition	最大值 Max
正向峰值电压 Peak Forward Voltage	V_{FM}	V	$I_{FM}=1.0\text{A}$	1.1
反向峰值电流 Peak Reverse Current	I_{RRM}	μA	$V_{RM}=V_{RRM}$, $T_a=25^\circ\text{C}$	5
热阻 Thermal Resistance	$R_{\theta J-L}$	$^\circ\text{C/W}$	结和引线之间 Between junction and lead	20



■特性曲线（典型） Characteristics(Typical)

图1: I_o - T_a 曲线
FIG1: I_o - T_a Curve

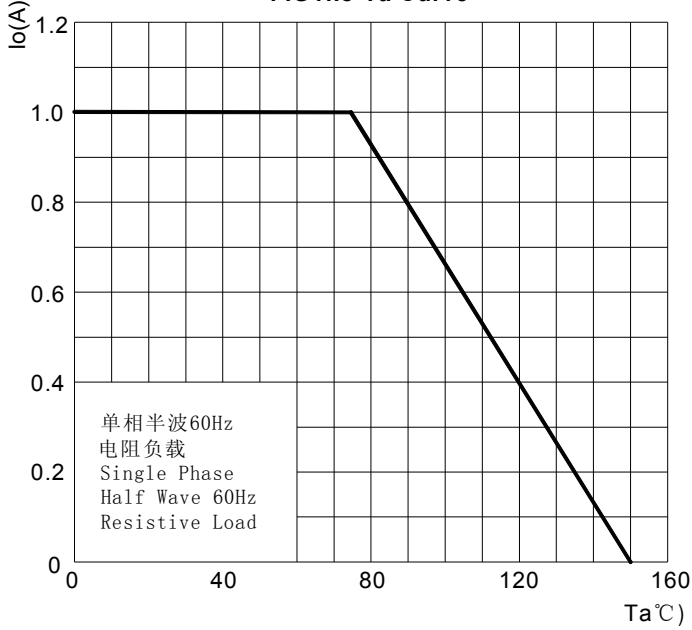


图2: 耐正向浪涌电流曲线
FIG2:Surge Forward Current Capadility

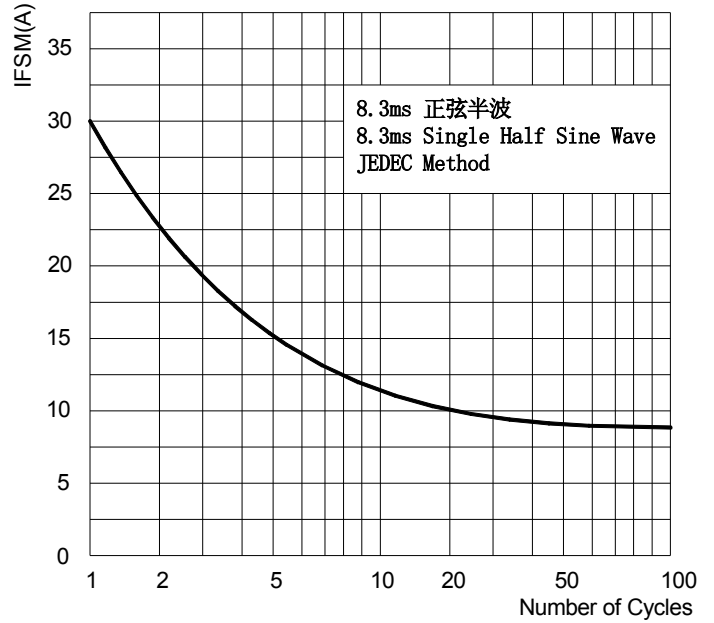


图3: 正向电压曲线
FIG3: Forward Voltage

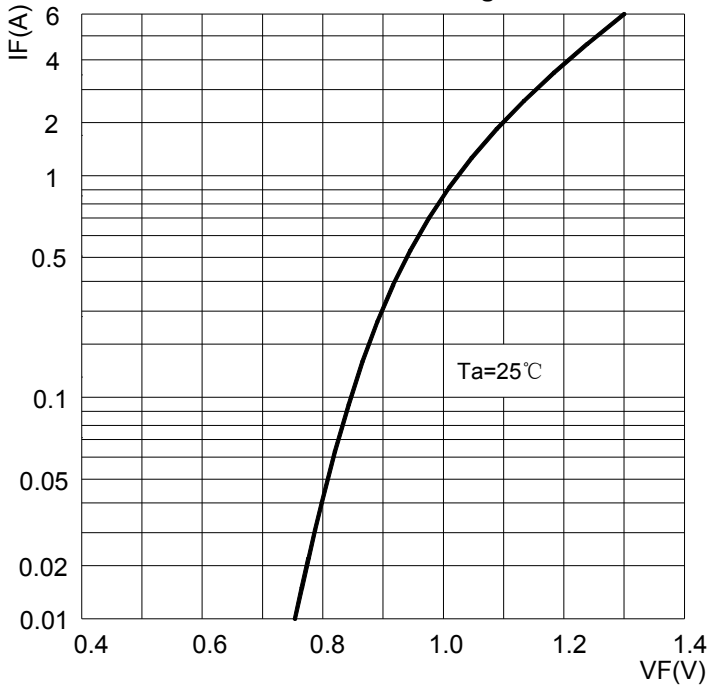


图4: 反向电流曲线
FIG4:Typical Reverse Characteristics

