



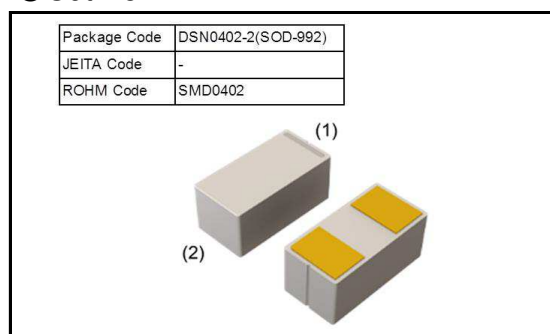
# FDZ7.5

Zener Diode **RASMID**

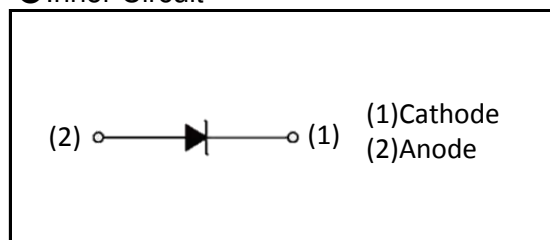
Data sheet

$P_D$	100	mW
-------	-----	----

### ●Outline



### ●Inner Circuit



### ●Features

- High reliability
- Wafer level CSP
- High Protection Level  $\pm 8kV$ (IEC61000-4-2 Contact)
- Dimension tolerance  $\pm 10\mu m$

### ●Application

- Voltage regulation

### ●Structure

- Lateral

### ●Packaging Specifications

Packing	Embossed Tape
Reel Size(mm)	180
Taping Width(mm)	4
Basic Ordering Unit(pcs)	40000
Taping Code	T40RB
Marking	JA

### ●Absolute Maximum Ratings ( $T_a=25^\circ C$ )

Parameter	Symbol	Limits	Unit
Power dissipation	$P_D$	100	mW
Junction temperature	$T_j$	150	$^\circ C$
Storage temperature	$T_{stg}$	-55 ~ 150	$^\circ C$

## ●Characteristics (Ta=25°C unless otherwise stated)

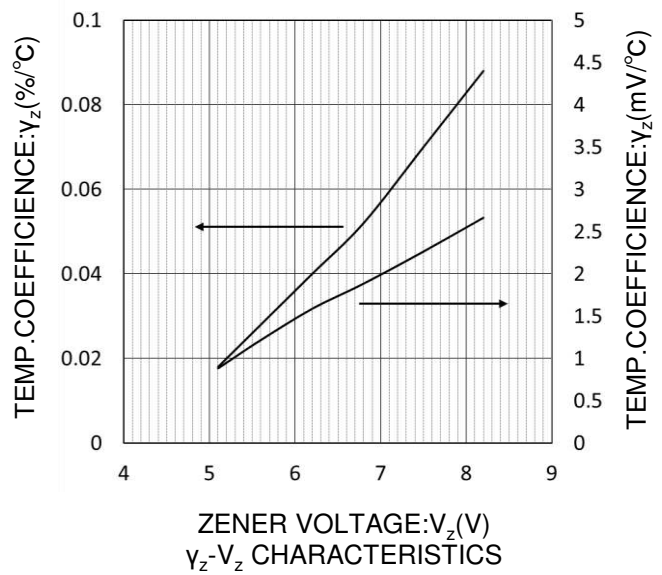
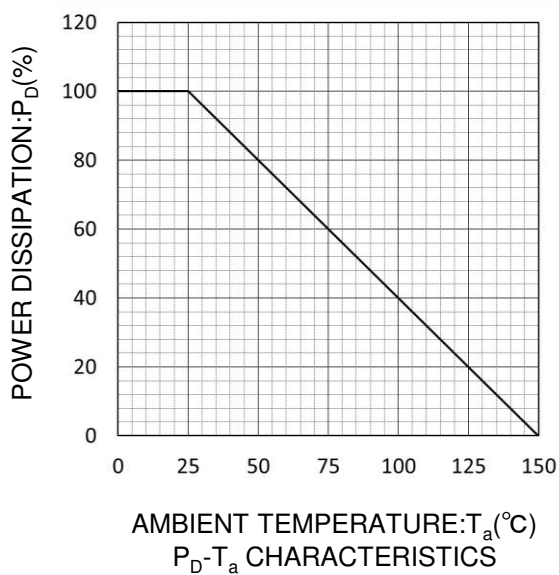
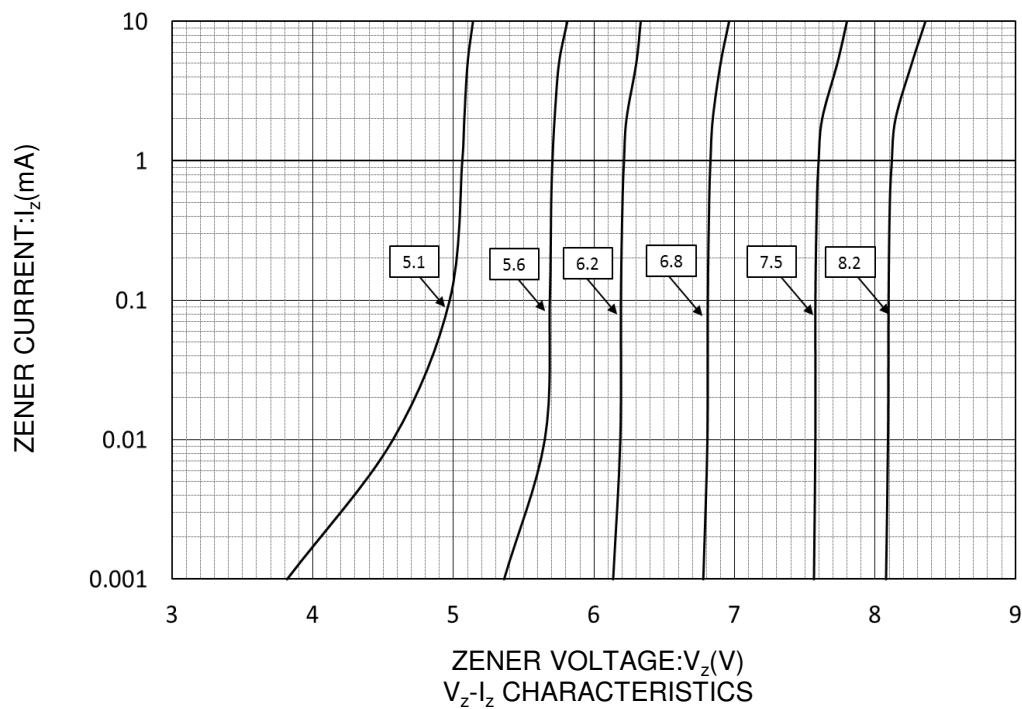
P/N	Symbol				
	Zener Voltage : $V_Z(V)$			Reverse Current : $I_R(\mu A)$	
	MIN.	MAX.	$I_Z(mA)$	MAX.	$V_R(V)$
FDZ5.1	4.840	5.370	5.0	2.0	1.5
FDZ5.6	5.310	5.920	5.0	1.0	2.5
FDZ6.2	5.860	6.530	5.0	1.0	3.0
FDZ6.8	6.470	7.140	5.0	0.5	3.5
FDZ7.5	7.060	7.840	5.0	0.5	4.0
FDZ8.2	7.760	8.640	5.0	0.5	5.0

$V_Z$  test time is 40ms

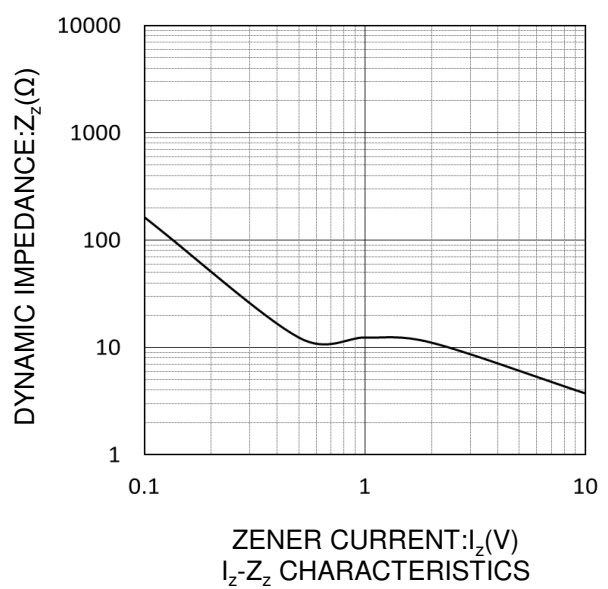
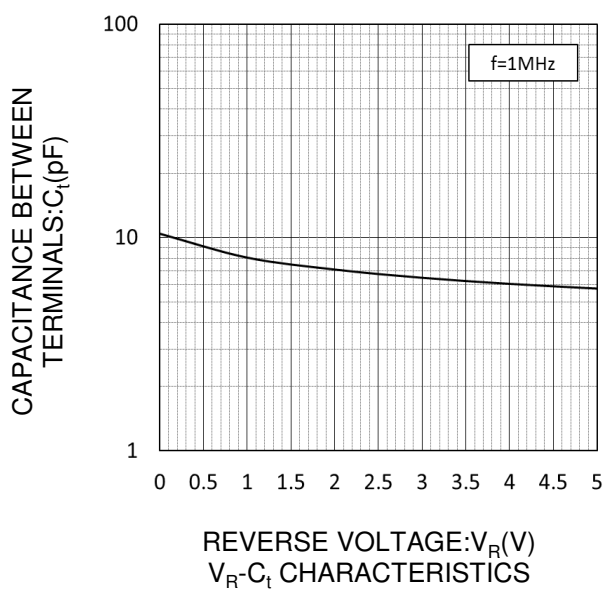
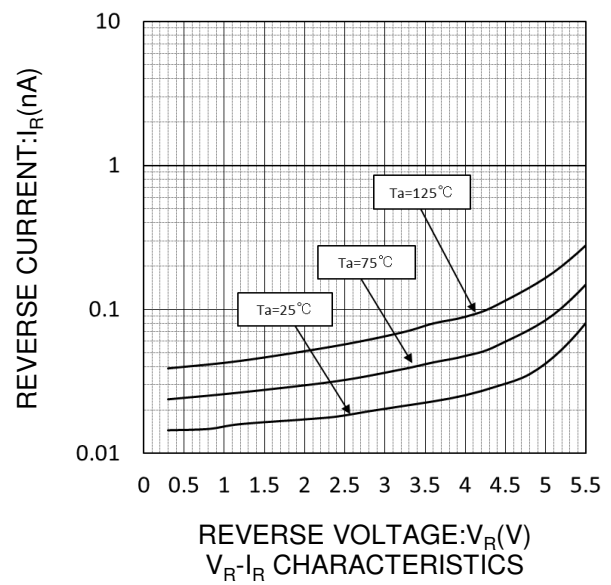
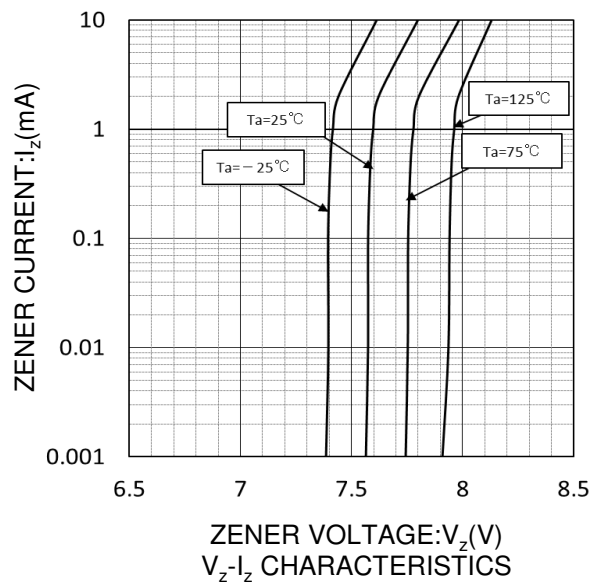
## ●Marking

TYPE	Marking	TYPE	Marking
FDZ5.1	DA	FDZ7.5	JA
FDZ5.6	EA	FDZ8.2	KA
FDZ6.2	FA		
FDZ6.8	HA		

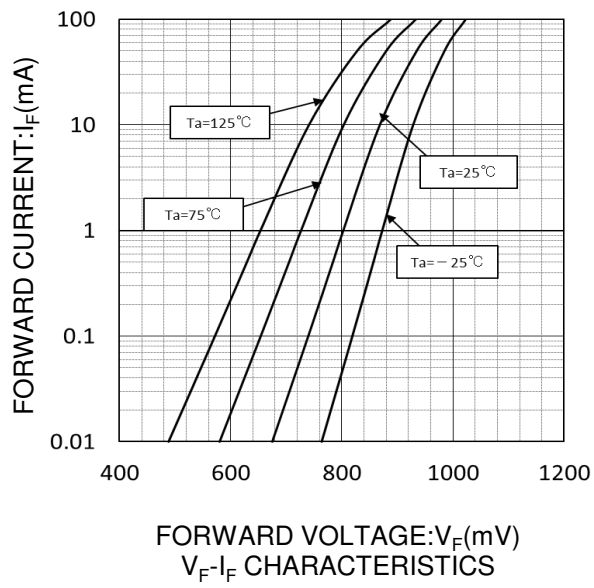
● Characteristic Curves



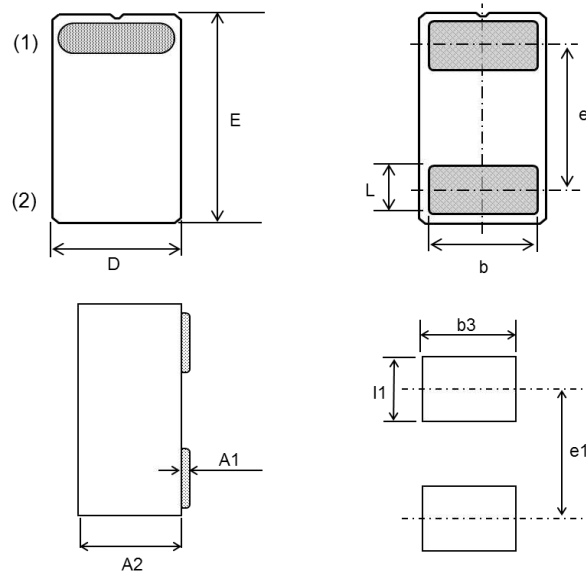
● Characteristic Curves



## ● Characteristic Curves



●Dimensions (DSN0402-2 SOD-992 SMD0402)



DIM	Millimeters			Inches		
	Min.	Average	Max.	Min.	Average	Max.
A1	0.000	-	0.010	0.000	-	0.000
A2	0.110	0.120	0.130	0.004	0.005	0.005
b	0.160	0.170	0.180	0.006	0.007	0.007
D	0.190	0.200	0.210	0.007	0.008	0.008
E	0.390	0.400	0.410	0.015	0.016	0.016
L	0.084	0.094	0.104	0.003	0.004	0.004
e	0.266	0.276	0.286	0.010	0.011	0.011
I1	-	0.150	-	-	0.006	-
b3	-	0.200	-	-	0.008	-
e1	-	0.260	-	-	0.010	-

(1) The marking bar indicates the cathode.  
 (2) The direction indicates the anode.

●Taping (Unit:mm)

