

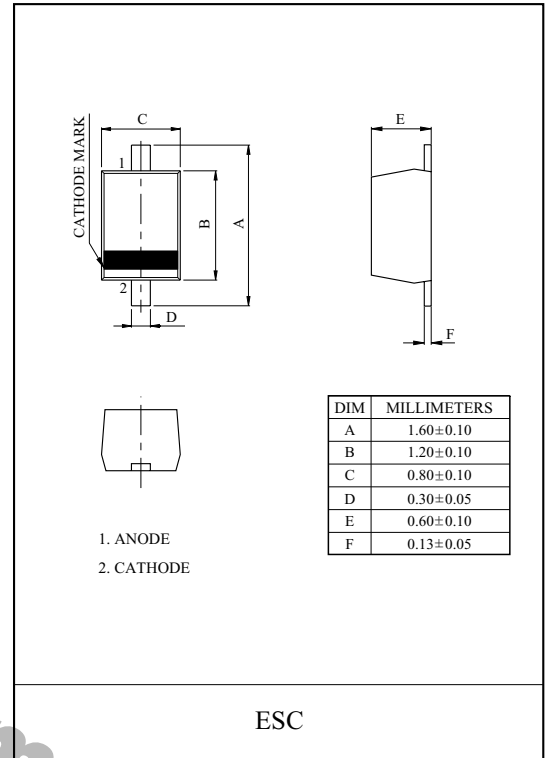
VCO.

FEATURES


- Low Series Resistance : $r_s=0.50$ (Max.)
- Small Package.

MAXIMUM RATING (Ta=25)

CHARACTERISTIC	SYMBOL	RATING	UNIT
Reverse Voltage	V_R	10	V
Junction Temperature	T_j	150	
Storage Temperature Range	T_{stg}	-55 150	
Forward Current	I_F	20	mA



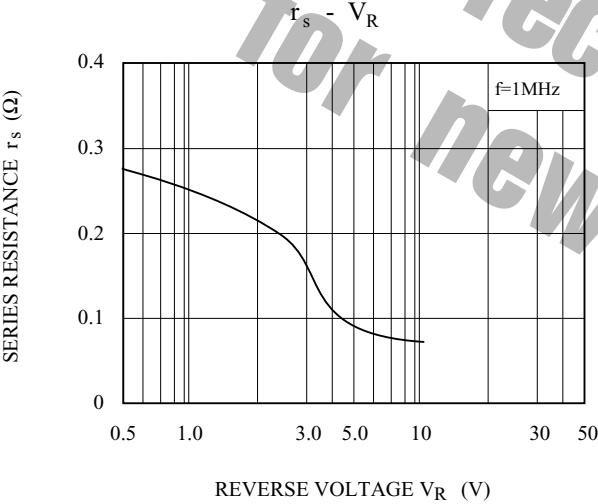
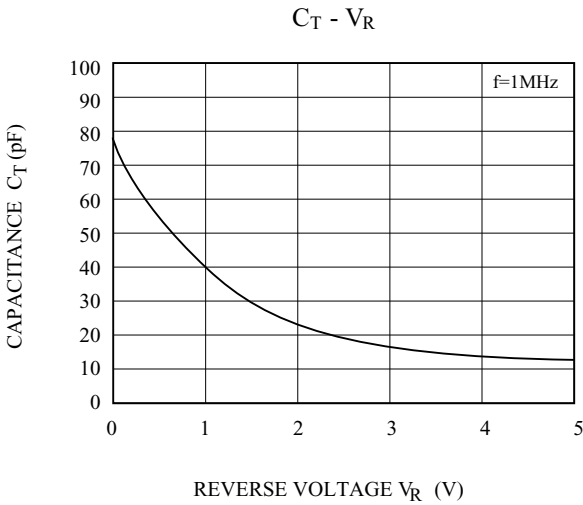
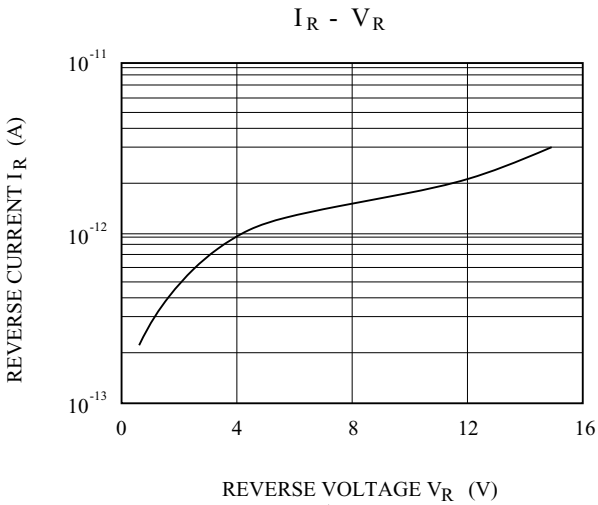
Not recommended for new design



ELECTRICAL CHARACTERISTICS (Ta=25)

CHARACTERISTIC	SYMBOL	TEST CONDITION	MIN.	TYP.	MAX.	UNIT
Reverse Voltage	V_R	$I_R=1 \mu A$	10	-	-	V
Reverse Current	I_R	$V_R=6V$	-	-	10	nA
		$V_R=6V, T_A=85$	-	-	100	
Capacitance	C_{1V}	$V_R=1V, f=1MHz$	37	40	44	pF
	C_{2V}	$V_R=2V, f=1MHz$	21	-	26	
	C_{3V}	$V_R=3V, f=1MHz$	14	15.8	17.6	
	C_{4V}	$V_R=4V, f=1MHz$	-	12.1	-	
Capacitance Ratio	C_{1V}/C_{3V}	$f=1MHz$	2.15	2.53	-	-
	C_{1V}/C_{4V}	$f=1MHz$	-	3.3	-	-
Series Resistance	r_s	$V_R=1V, f=470MHz$	-	0.25	0.5	

KDV348E



Not recommended for new design