

VOLTAGE CONTROLLED OSCILLATOR


SURFACE MOUNT MODEL: DCO5260-3

OPTIMIZED BANDWIDTH

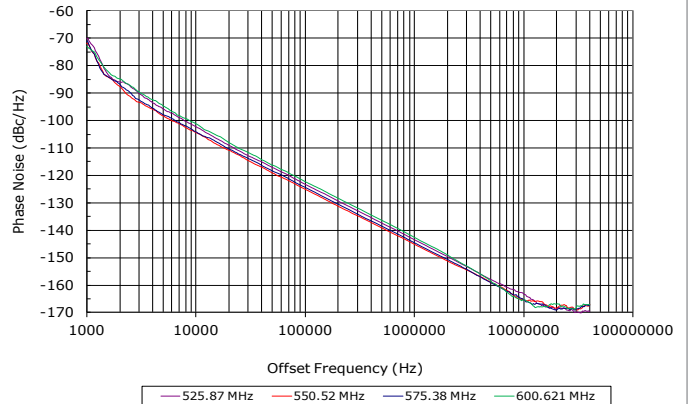
525 - 600 MHz

FEATURES:

- ▶ Miniatures Size, Surface Mount (0.3"x0.3")
- ▶ Exceptional Phase Noise Performance
- ▶ Fast Tuning
- ▶ Planar Resonator Construction



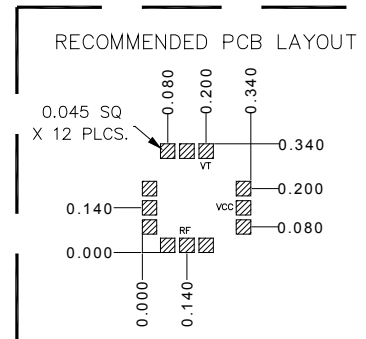
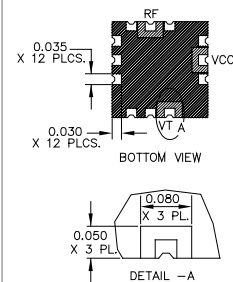
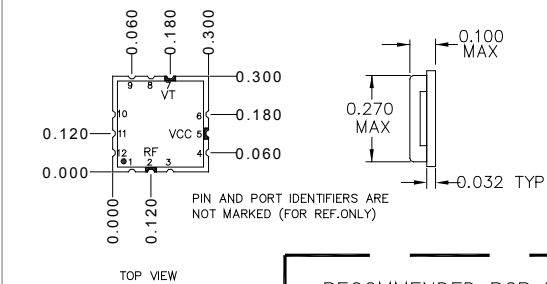
Phase Noise



SPECIFICATIONS

Frequency	525 - 600 MHz	
Tuning Voltage	0 - 3.0 VDC	
Bias Voltage	+3.0 VDC @ 15 mA (Max.)	
Output Power	0 dBm (Min.)	
Tuning Sensitivity	40 - 60 MHz/V (Typ.)	
Output Impedance	50 Ohms (Nom.)	
Harmonic Suppression	10 dB (Typ.)	
Frequency Pulling	2.0 MHz (Max. @ 1.75:1 VSWR)	
Frequency Pushing	5.0 MHz/V (Max.)	
Tuning Port Capacitance	22 pF (Typ.)	
Typical Phase Noise	Offset	dBc/Hz
	10 kHz	-105
	100 kHz	-125
Operating Temperature Range	-40 to +85 °C	

Package # 343



PACKAGE MOUNTING: SEE APPLICATION NOTE AN7300 & AN7302

TOLERANCES ON THREE DECIMAL PLACES = ± 0.015

DIMENSIONS ARE IN INCHES. ALL UNLABELED PINS TO BE GROUNDING.

Absolute Maximum Ratings

Storage Temp. Range	-55 to +125 °C
Bias Voltage	+3.3 V
Tuning Voltage	+8 V
DC Voltage Applied to RF Out	± 25 V

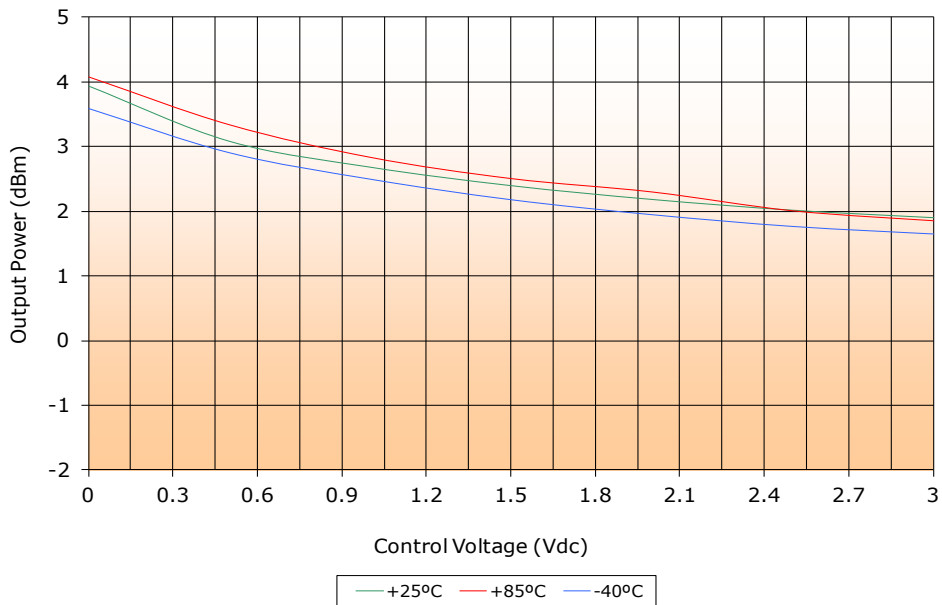
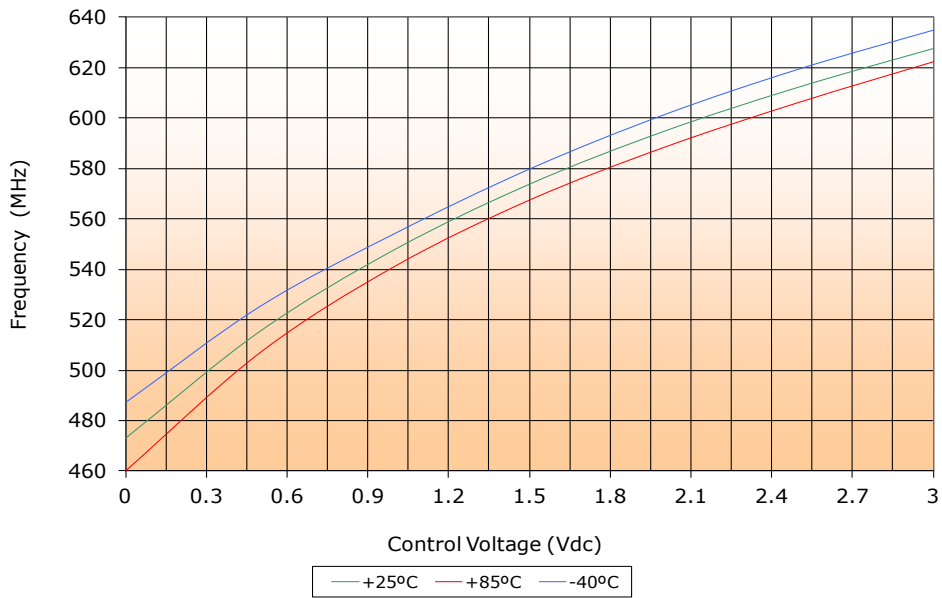
VOLTAGE CONTROLLED OSCILLATOR

SURFACE MOUNT MODEL: DCO5260-3

OPTIMIZED BANDWIDTH

525 - 600 MHz

PERFORMANCE PLOTS



VOLTAGE CONTROLLED OSCILLATOR

SURFACE MOUNT MODEL: DCO5260-3

OPTIMIZED BANDWIDTH

525 - 600 MHz

PERFORMANCE PLOTS

