

MAFL-008098-CD0550



CATV Diplex Filter 5 - 42 / 54 - 1100 MHz


Rev. V3

Features

- 75 Ohm
- SMT unit
- RoHS Compliant
- RoHS version of MAFLES0083

Description

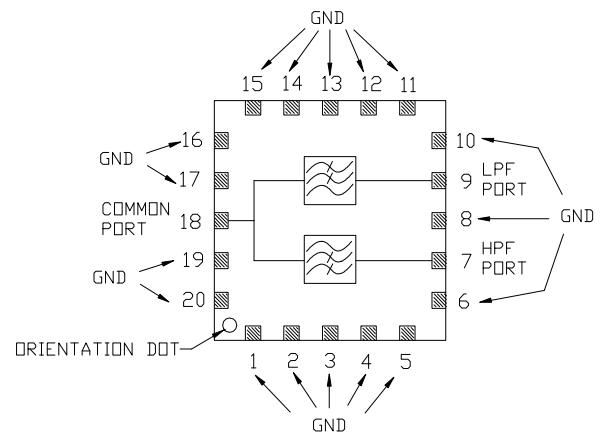
M/A-COM's MAFL-008098-CD0550 is a low cost, non hermetically sealed Diplex Filter unit designed for CATV applications.



Pin Configuration

Function	Pin Number
Common Port	18
Low Pass Port	9
High Pass Port	7
Ground	1 - 6, 8, 10-17, 19, 20
Not connected	-

Functional Schematic



Electrical Specifications: $T_A = 25^\circ\text{C}$, $Z_0 = 75\Omega$

Parameter	Units	Min	Typ	Max
Insertion Loss				
Low Pass Filter 5 - 42 MHz	dB	-	0.5	1.2
High Pass Filter 54 - 1100 MHz	dB	-	0.5	1.1
Insertion Loss Flatness 5 - 42 MHz	dB	-	-	0.5
Isolation				
High Pass Port to Common Port 5 - 42 MHz	dB	45	50	-
Low Pass Port to Common Port 54 - 900 MHz	dB	45	50	-
900 - 1100 MHz	dB	43	48	-
Return Loss				
Common Port 5 - 42 MHz	dB	18	21	-
54 - 900 MHz	dB	18	21	-
900 - 1100 MHz	dB	17	20	-
Low Pass Port 5 - 42 MHz	dB	18	21	-
High Pass Port 54 - 900 MHz	dB	18	21	-
900 - 1100 MHz	dB	17	20	-

Recommended Maximum Ratings

Parameter	Value
Storage Temperature	-40°C to +85°C
Operating Temperature	-40°C to +85°C
DC Current	30mA
RF Power	250mW

Additional Specifications

Group Delay (nSec)
38.5 - 42 MHz \leq 20ns
54 - 57.5 MHz \leq 20ns

1

ADVANCED: Data Sheets contain information regarding a product M/A-COM Technology Solutions is considering for development. Performance is based on target specifications, simulated results, and/or prototype measurements. Commitment to develop is not guaranteed.

PRELIMINARY: Data Sheets contain information regarding a product M/A-COM Technology Solutions has under development. Performance is based on engineering tests. Specifications are typical. Mechanical outline has been fixed. Engineering samples and/or test data may be available. Commitment to produce in volume is not guaranteed.

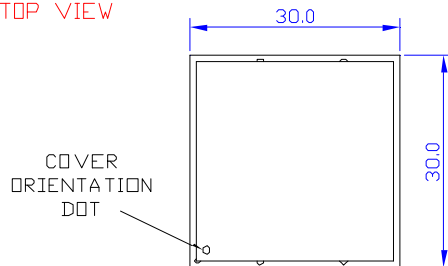
- North America Tel: 800.366.2266
- Europe Tel: +353.21.244.6400
- India Tel: +91.80.43537383
- China Tel: +86.21.2407.1588

Visit www.macomtech.com for additional data sheets and product information.

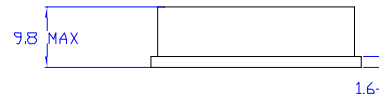
M/A-COM Technology Solutions Inc. and its affiliates reserve the right to make changes to the product(s) or information contained herein without notice.

Outline Drawing

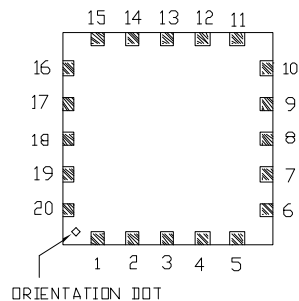
TOP VIEW



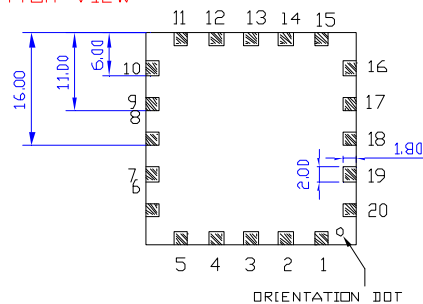
SIDE VIEW



PCB TOP VIEW



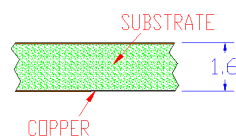
PCB BOTTOM VIEW



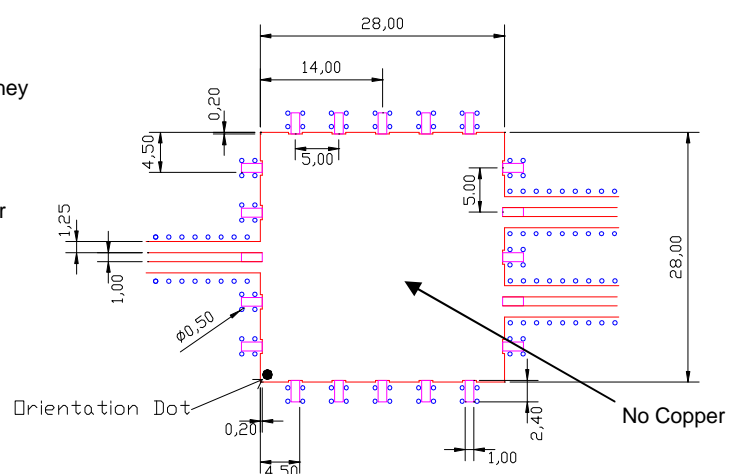
Dimensions in mm

Recommended PCB Configuration

- Track dimension = 1.0mm
- Gap dimension = 1.25mm
- It is not recommended to run tracks under the filter unless they are greater than 1.6mm below the base.
- Ground should be 1.6mm below the base of the filter
- Area directly under the filter should be free from copper
- RF shield should be kept a minimum of 6mm above the filter



Dimensions in mm



MAFL-008098-CD0550

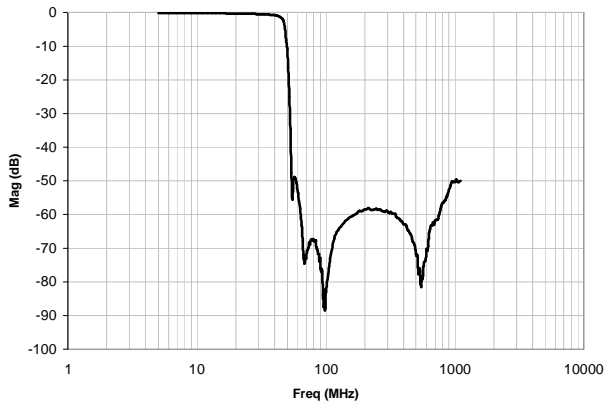


CATV Duplex Filter
5 - 42 / 54 - 1100 MHz

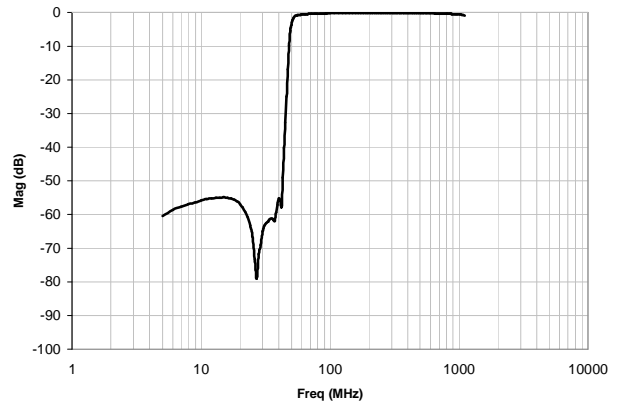
Rev. V3

Typical Performance: $T_A = 25^\circ\text{C}$, $Z_0 = 75\Omega$

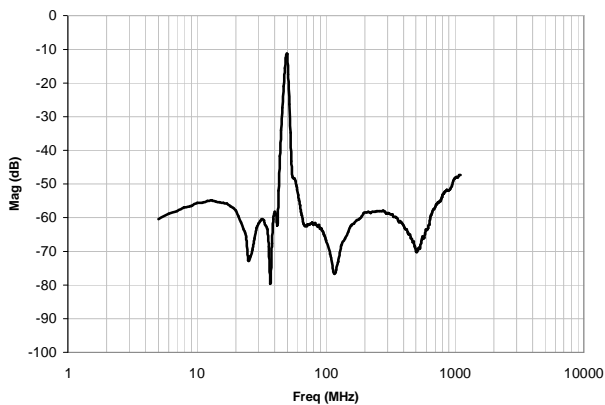
Low Pass Filter Insertion Loss



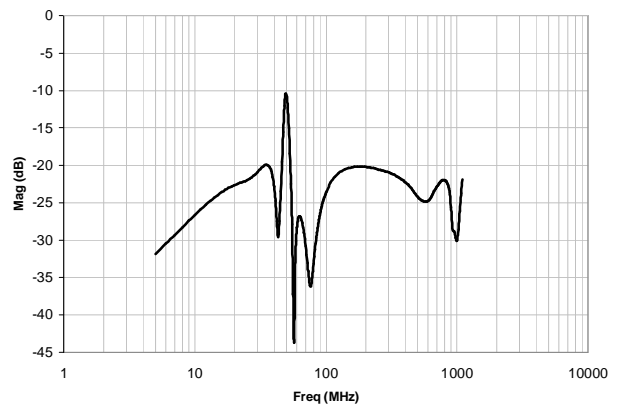
High Pass Filter Insertion Loss



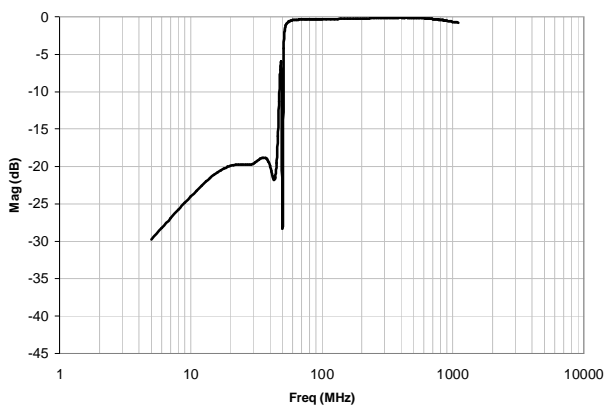
Low Side to High Side Isolation



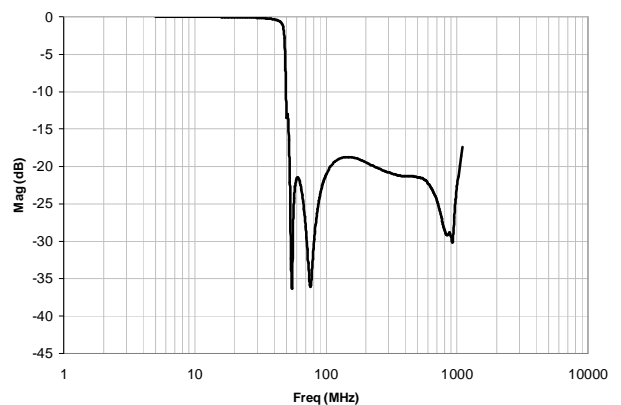
Common Port Return Loss



Low Pass Port Return Loss



High Pass Port Return Loss



ADVANCED: Data Sheets contain information regarding a product M/A-COM Technology Solutions is considering for development. Performance is based on target specifications, simulated results, and/or prototype measurements. Commitment to develop is not guaranteed.

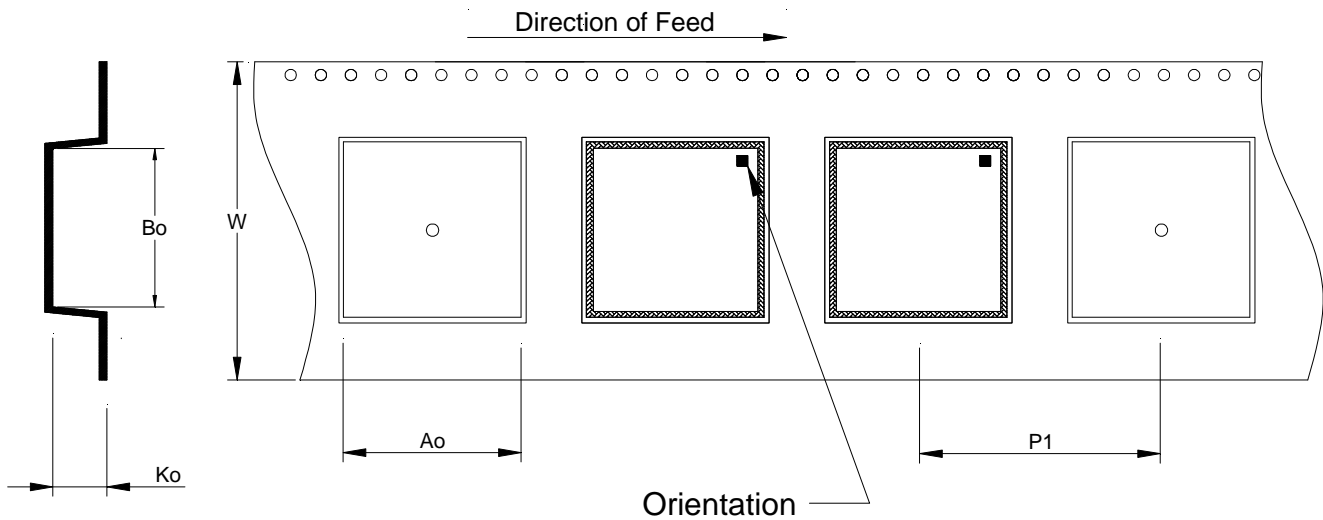
PRELIMINARY: Data Sheets contain information regarding a product M/A-COM Technology Solutions has under development. Performance is based on engineering tests. Specifications are typical. Mechanical outline has been fixed. Engineering samples and/or test data may be available. Commitment to produce in volume is not guaranteed.

• North America Tel: 800.366.2266 • Europe Tel: +353.21.244.6400
• India Tel: +91.80.43537383 • China Tel: +86.21.2407.1588

Visit www.macomtech.com for additional data sheets and product information.

M/A-COM Technology Solutions Inc. and its affiliates reserve the right to make changes to the product(s) or information contained herein without notice.

Tape & Reel Information



Item	Dimension
Ao	32.30mm +/- 0.1mm
Bo	32.30mm +/- 0.1mm
Ko	9.80mm +/- 0.1mm
W	56.00mm +/- 0.3mm
P1	40.00mm +/- 0.1mm

Ordering Information

Part Number	Package
MAFL-008098-CD0550	50 Piece Reel
MAFL-008098-CD05TB	Customer Test Board