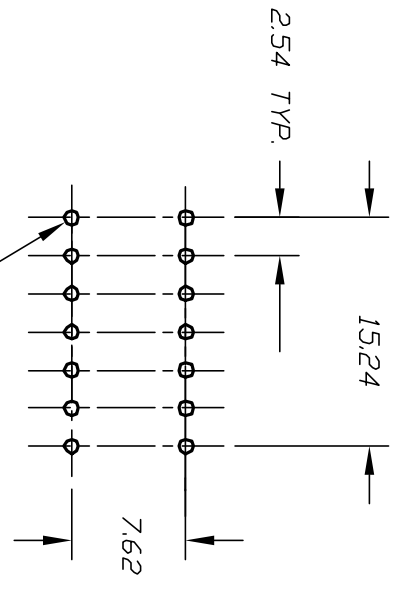
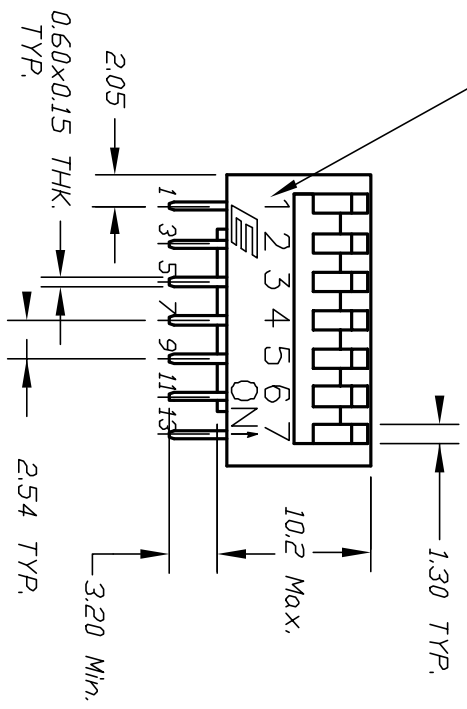
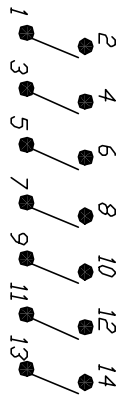
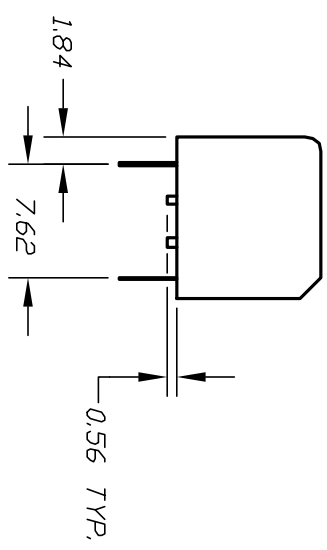


Pos. 1 Designate  
Pin #1 Location



RECOMMEND P.C.B. LAYOUT



CONTACT CONFIGURATION

\* (Pos. 1 Denotes Pin No. 1)

- NOTES:
1. ALL DIMENSIONS IN MM
  2. TERM. NOS. FOR REF ONLY
  3. SWITCHES SUPPLIED IN DISPENSING TUBES WITH ALL POLES IN THE OFF POSITION.
  4. SWITCHES W/ TOP TAPE SEAL

**E-SWITCH®**

TOLERANCES		TITLE		SCALE		DATE		DR		DWG		REV	
0.0	±0.4	KAP1107VT (7 Pos. DIP Switch)		2:1	12/3/96	MM			N411076			A	
0.00	±0.25												
A	RELEASED FOR PRODUCTION	2/4/02	DATE	CHKD									
REV.	DESCRIPTION												
<p>THE INFORMATION CONTAINED IN THIS DOCUMENT IS PRELIMINARY TO E-SWITCH AND IS NOT TO BE COPIED OR TRANSMITTED</p>													