

# RJH65D27BDPQ-A0

650V - 50A - IGBT  
Application: Inverter

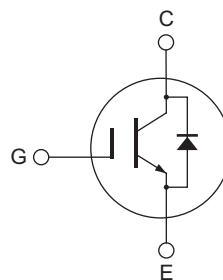
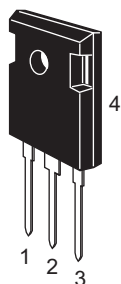
R07DS1328EJ0110  
Rev.1.10  
Mar 01, 2016

## Features

- Low collector to emitter saturation voltage  
 $V_{CE(sat)} = 1.3 \text{ V typ. (at } I_C = 50 \text{ A, } V_{GE} = 15 \text{ V, } T_a = 25^\circ\text{C)}$
- Built in fast recovery diode in one package
- Trench gate and thin wafer technology
- High speed switching  
 $t_f = 120 \text{ ns typ. (at } V_{CC} = 400 \text{ V, } V_{GE} = \pm 15 \text{ V, } I_C = 50 \text{ A, } R_g = 10 \Omega, \text{ inductive load)}$
- Operation frequency ( $10\text{kHz} \leq f < 20\text{kHz}$ )

## Outline

RENESAS Package code: PRSS0003ZH-A  
(Package name: TO-247A)



1. Gate
2. Collector
3. Emitter
4. Collector

## Absolute Maximum Ratings

( $T_c = 25^\circ\text{C}$ )

Item	Symbol	Ratings	Unit
Collector to emitter voltage / diode reverse voltage	$V_{CES} / V_R$	650	V
Gate to emitter voltage	$V_{GES}$	$\pm 30$	V
Collector current	$T_c = 25^\circ\text{C}$	$I_C$	A
	$T_c = 100^\circ\text{C}$	$I_C$	A
Collector peak current	$i_{c(peak)}$ <sup>Note1</sup>	200	A
Clamped inductive load current	$I_{CL}$ <sup>Note2</sup>	150	A
Collector to emitter diode forward current	$T_c = 25^\circ\text{C}$	$I_{DF}$	A
	$T_c = 100^\circ\text{C}$	$I_{DF}$	A
Collector to emitter diode forward peak current	$I_{DF(peak)}$ <sup>Note1</sup>	200	A
Collector dissipation	$P_C$ <sup>Note3</sup>	375	W
Junction to case thermal resistance (IGBT)	$\theta_{j-c}$ <sup>Note3</sup>	0.40	$^\circ\text{C/W}$
Junction to case thermal resistance (Diode)	$\theta_{j-cd}$ <sup>Note3</sup>	0.50	$^\circ\text{C/W}$
Junction temperature	$T_j$ <sup>Note3</sup>	175	$^\circ\text{C}$
Storage temperature	$T_{stg}$	-55 to +150	$^\circ\text{C}$

Note: Continuous heavy condition (e.g. high temperature/voltage/current or high variation of temperature) may affect a reliability even if it are within the absolute maximum ratings. Please consider derating condition for appropriate reliability in reference Renesas Semiconductor Reliability Handbook (Recommendation for Handling and Usage of Semiconductor Devices) and individual reliability data.

## Electrical Characteristics

(Ta = 25°C)

Item	Symbol	Min	Typ	Max	Unit	Test Conditions
Zero gate voltage collector current / Diode reverse current	$I_{CES} / I_R$	—	—	100	$\mu\text{A}$	$V_{CE} = 650 \text{ V}, V_{GE} = 0$
Gate to emitter leak current	$I_{GES}$	—	—	$\pm 1$	$\mu\text{A}$	$V_{GE} = \pm 30 \text{ V}, V_{CE} = 0$
Gate to emitter cutoff voltage	$V_{GE(off)}$	4.5	—	6.5	V	$V_{CE} = 10 \text{ V}, I_C = 1 \text{ mA}$
Collector to emitter saturation voltage	$V_{CE(sat)}$	—	1.3	1.65	V	$I_C = 50 \text{ A}, V_{GE} = 15 \text{ V}$ <sup>Note4</sup>
Input capacitance	$C_{ies}$	—	2850	—	pF	$V_{CE} = 25 \text{ V}$
Output capacitance	$C_{oes}$	—	175	—	pF	$V_{GE} = 0$
Reverse transfer capacitance	$C_{res}$	—	80	—	pF	$f = 1 \text{ MHz}$
Total gate charge	$Q_g$	—	175	—	nC	$V_{GE} = 15 \text{ V}$
Gate to emitter charge	$Q_{ge}$	—	25	—	nC	$V_{CE} = 400 \text{ V}$
Gate to collector charge	$Q_{gc}$	—	90	—	nC	$I_C = 50 \text{ A}$
Turn-on delay time	$t_{d(on)}$	—	20	—	ns	$V_{CC} = 400 \text{ V}$
Rise time	$t_r$	—	35	—	ns	$V_{GE} = \pm 15 \text{ V}$
Turn-off delay time	$t_{d(off)}$	—	165	—	ns	$I_C = 50 \text{ A}$
Fall time	$t_f$	—	120	—	ns	$R_g = 10 \Omega$
Turn-on energy	$E_{on}$	—	1.0	—	mJ	(Inductive load) <sup>Note5</sup>
Turn-off energy	$E_{off}$	—	1.5	—	mJ	
Total switching energy	$E_{total}$	—	2.5	—	mJ	
Turn-on delay time	$t_{d(on)}$	—	20	—	ns	$V_{CC} = 400 \text{ V}$
Rise time	$t_r$	—	35	—	ns	$V_{GE} = \pm 15 \text{ V}$
Turn-off delay time	$t_{d(off)}$	—	200	—	ns	$I_C = 50 \text{ A}$
Fall time	$t_f$	—	140	—	ns	$R_g = 10 \Omega$
Turn-on energy	$E_{on}$	—	1.5	—	mJ	$T_C = 150^\circ\text{C}$
Turn-off energy	$E_{off}$	—	1.9	—	mJ	(Inductive load) <sup>Note5</sup>
Total switching energy	$E_{total}$	—	3.4	—	mJ	
Short circuit withstand time	$t_{sc}$	3	—	—	$\mu\text{s}$	$V_{CC} \leq 360 \text{ V}, V_{GE} = 15 \text{ V}$ $T_C = 150^\circ\text{C}$

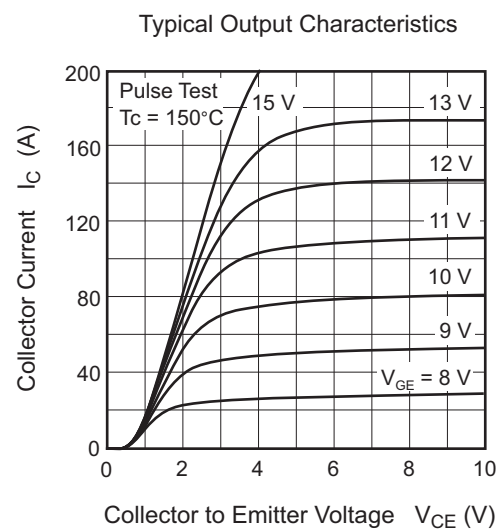
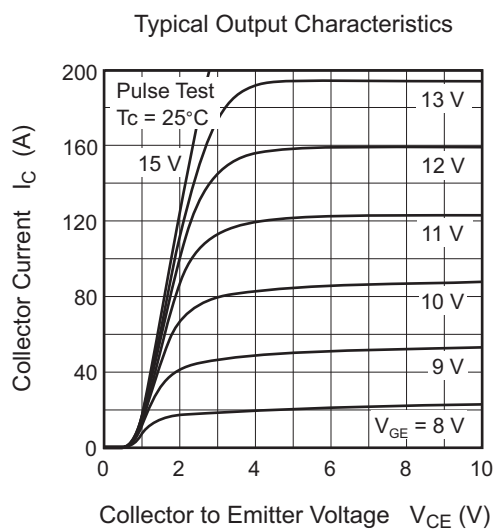
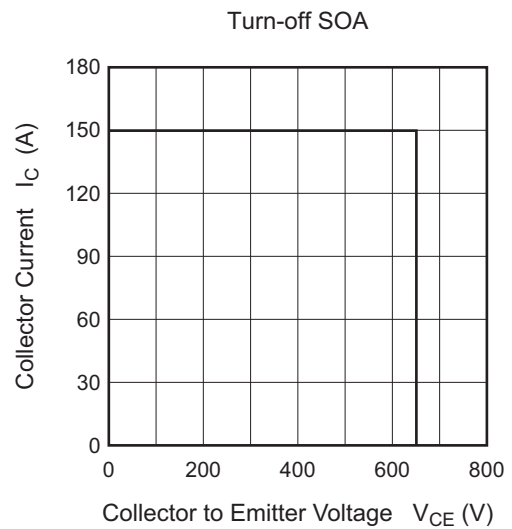
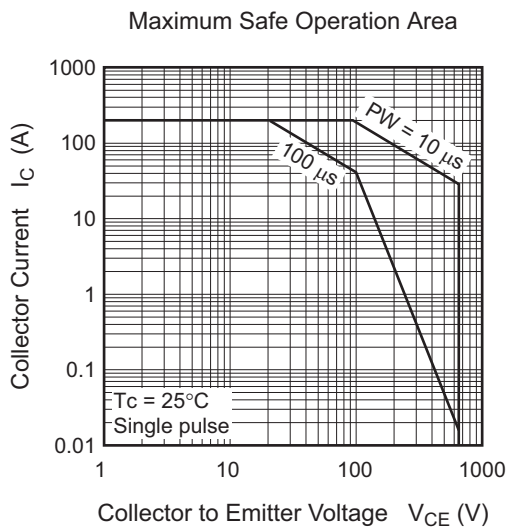
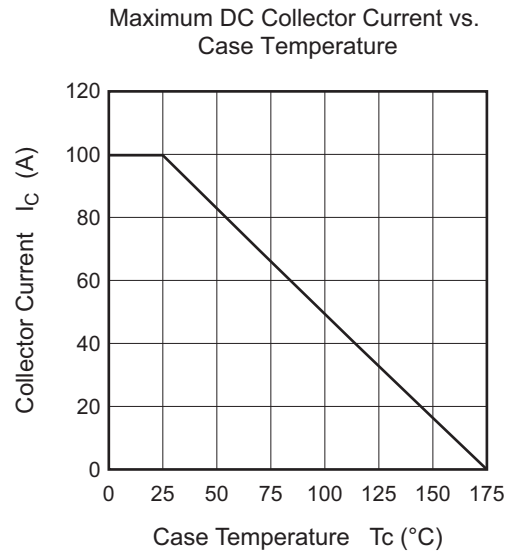
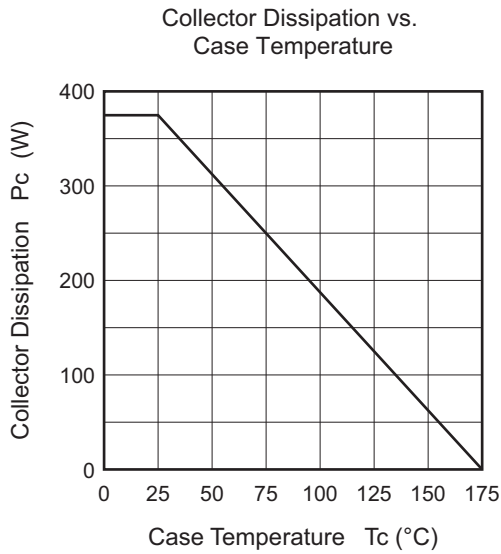
FRD forward voltage	$V_F$	—	1.7	2.2	V	$I_F = 50 \text{ A}$ <sup>Note4</sup>
FRD reverse recovery time	$t_{rr}$	—	80	—	ns	$I_F = 50 \text{ A}, di_F/dt = 300 \text{ A}/\mu\text{s}$
FRD reverse recovery charge	$Q_{rr}$	—	0.35	—	$\mu\text{C}$	
FRD peak reverse recovery current	$I_{rr}$	—	7.5	—	A	

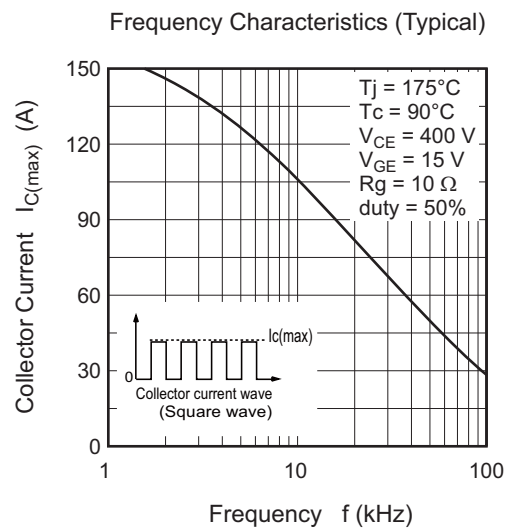
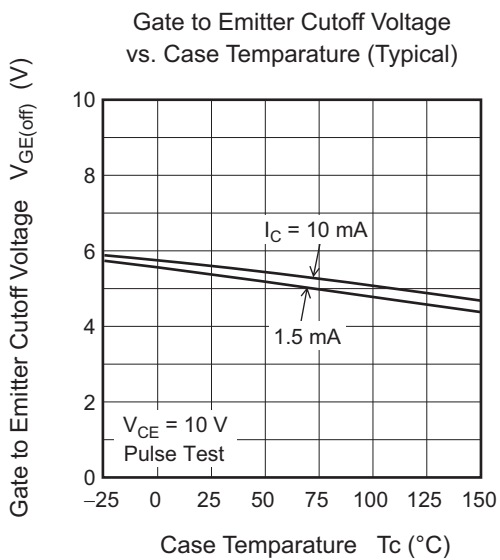
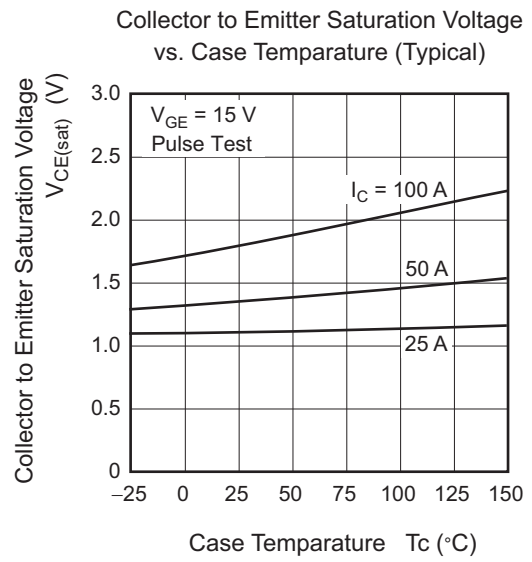
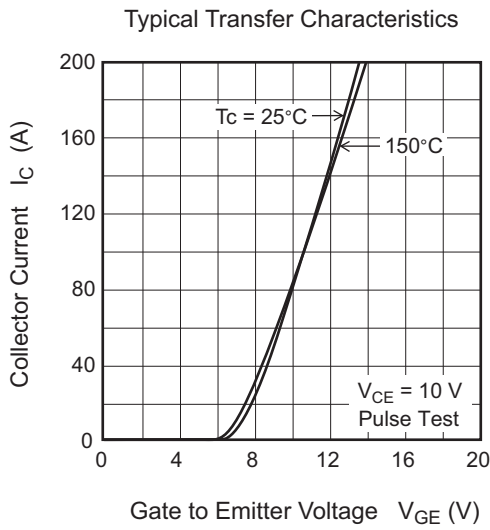
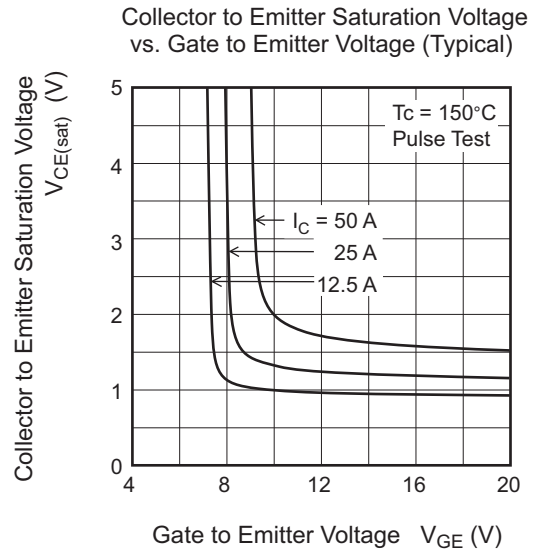
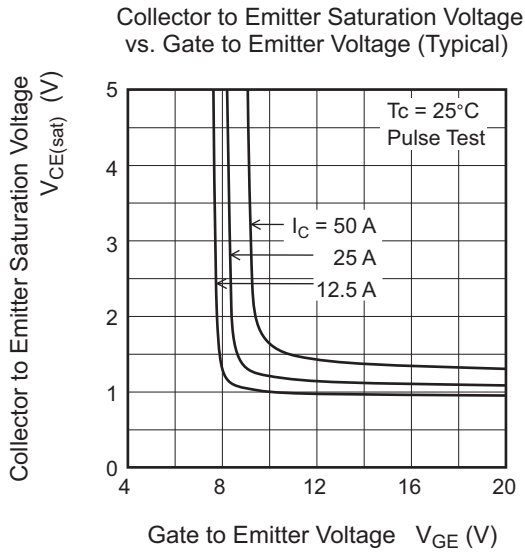
Notes: 1.  $PW \leq 10 \mu\text{s}$ , duty cycle  $\leq 1\%$ 2.  $V_{GE} = 15 \text{ V}$ 3. Please use this device in the thermal conditions which the junction temperature does not exceed 175°C  
Renesas IGBT Application Note is disclosed about reliability test and application condition up to 175°C

4. Pulse test

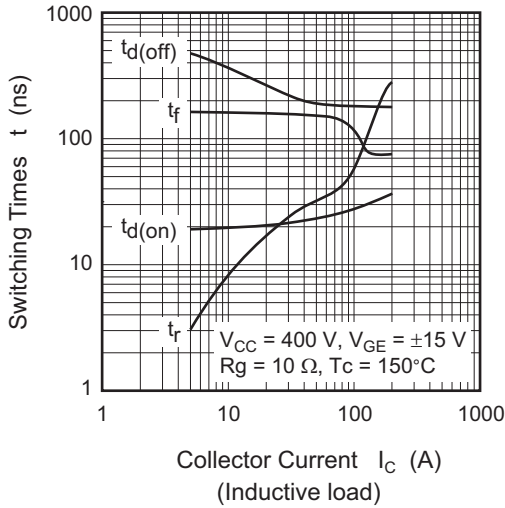
5. Switching time test circuit and waveform are shown below.

Main Characteristics

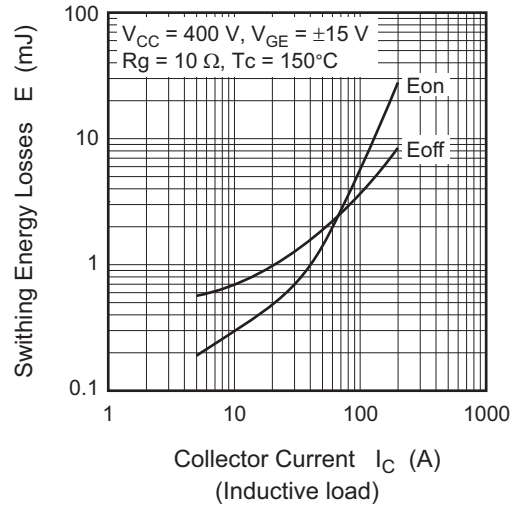




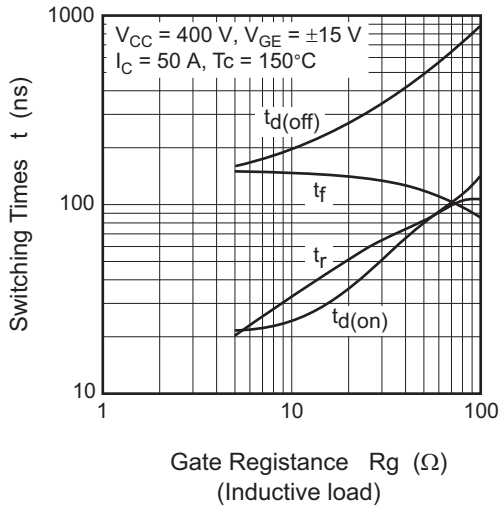
Switching Characteristics (Typical) (1)



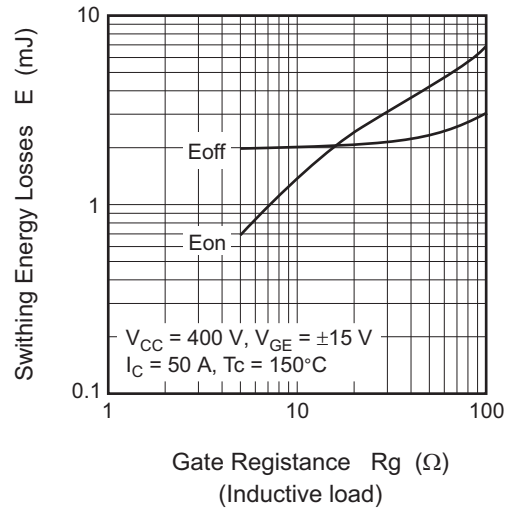
Switching Characteristics (Typical) (2)



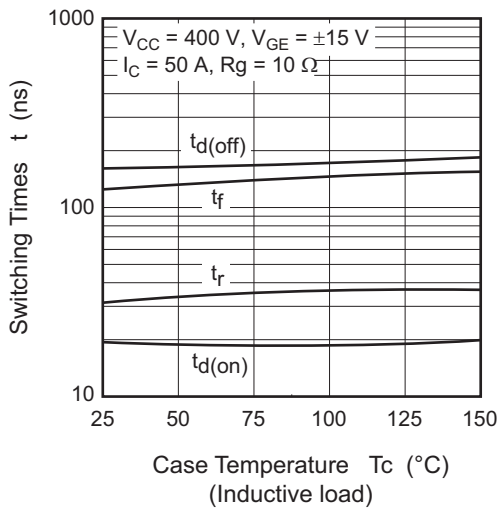
Switching Characteristics (Typical) (3)



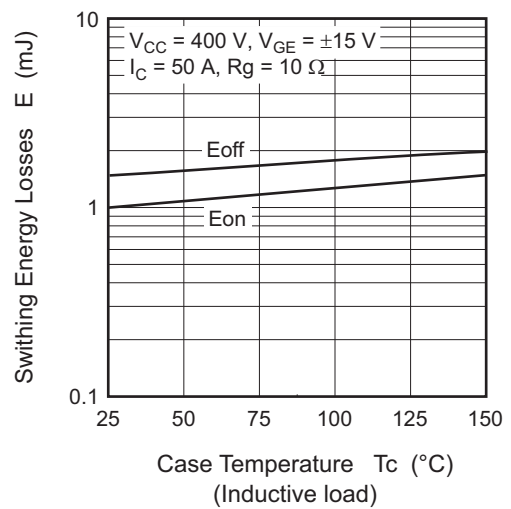
Switching Characteristics (Typical) (4)



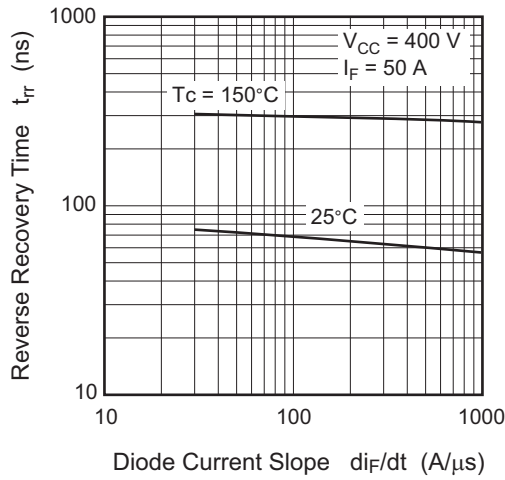
Switching Characteristics (Typical) (5)



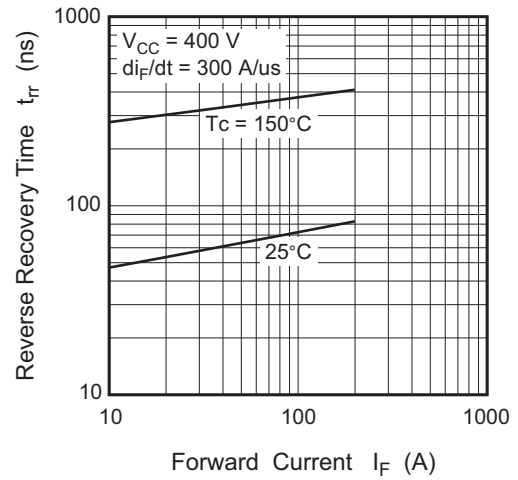
Switching Characteristics (Typical) (6)



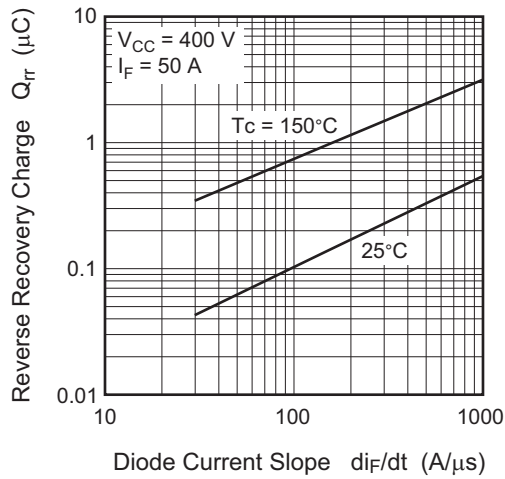
Reverse Recovery Time vs. Diode Current Slope (Typical)



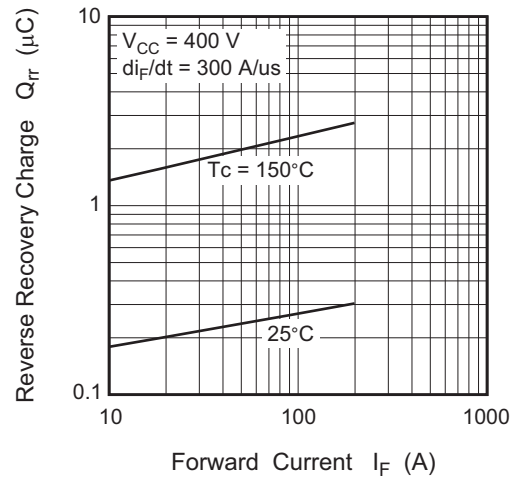
Reverse Recovery Time vs. Forward Current (Typical)



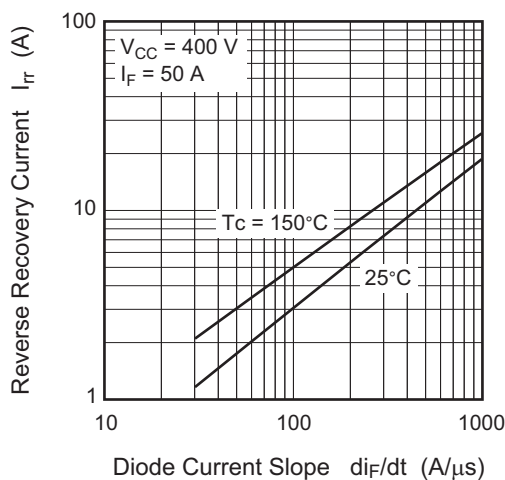
Reverse Recovery Charge vs. Diode Current Slope (Typical)



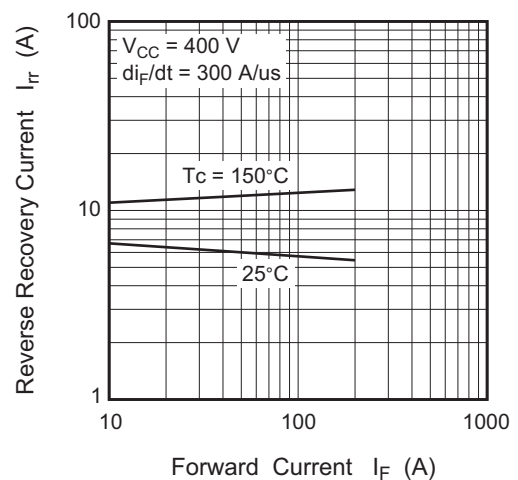
Reverse Recovery Charge vs. Forward Current (Typical)



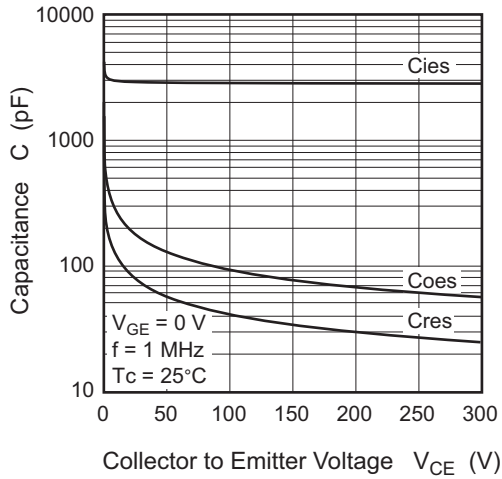
Reverse Recovery Current vs. Diode Current Slope (Typical)



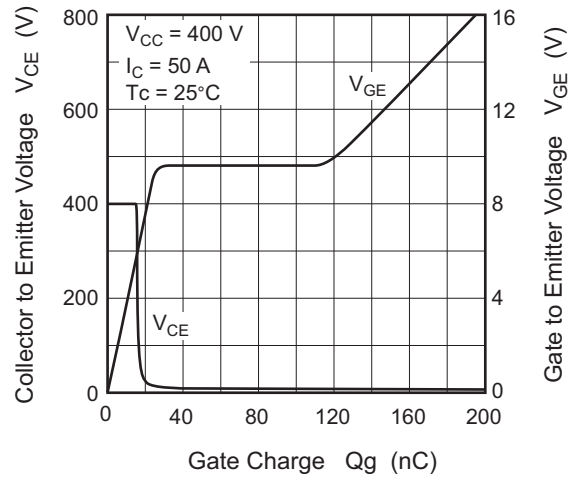
Reverse Recovery Current vs. Forward Current (Typical)



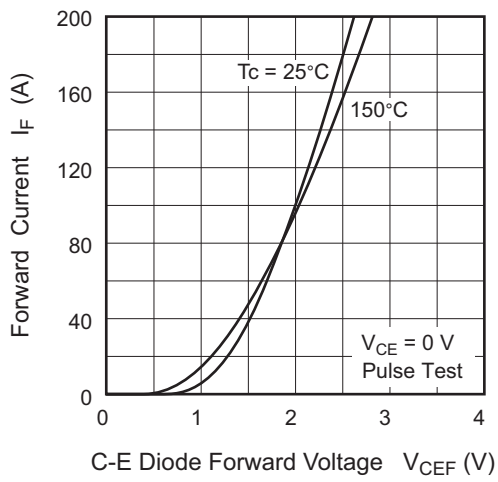
Typical Capacitance vs. Collector to Emitter Voltage

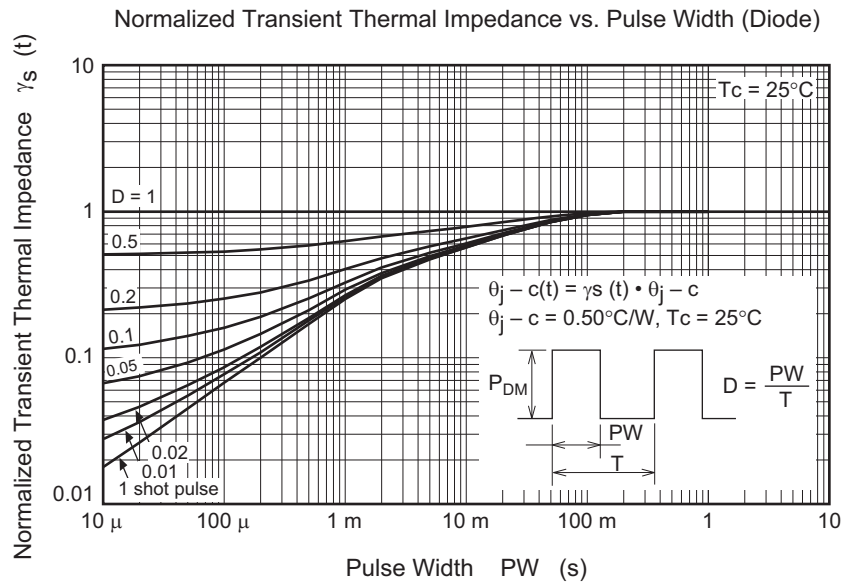
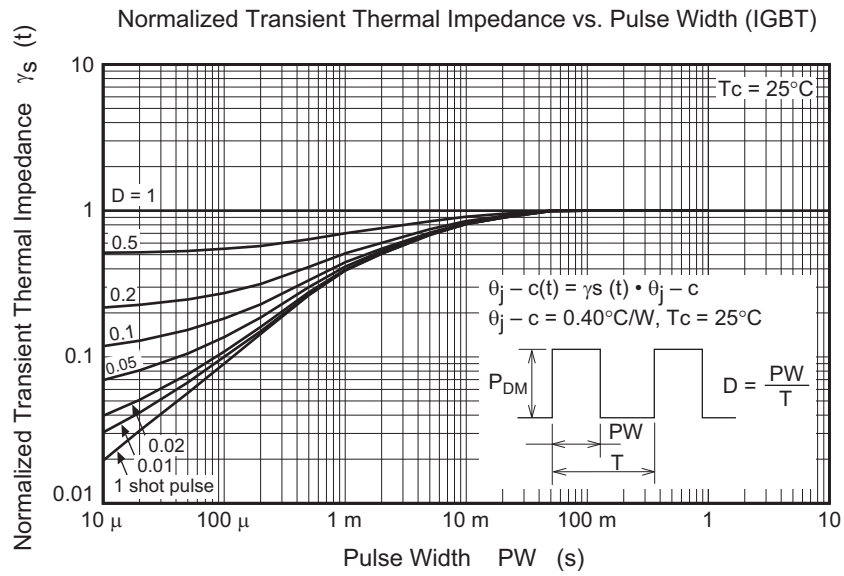


Dynamic Input Characteristics (Typical)



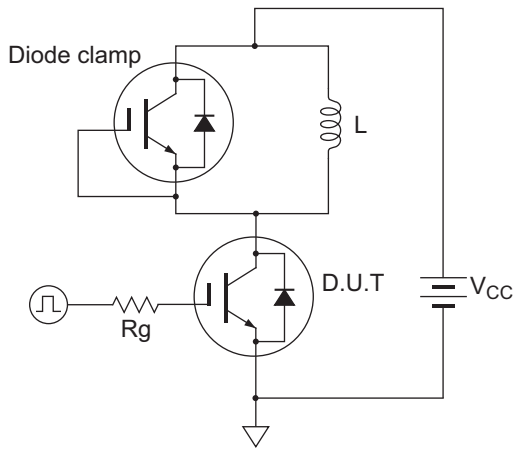
Forward Current vs. Forward Voltage (Typical)



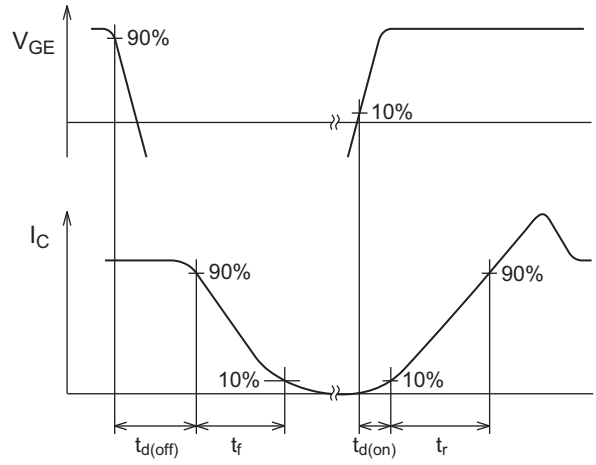




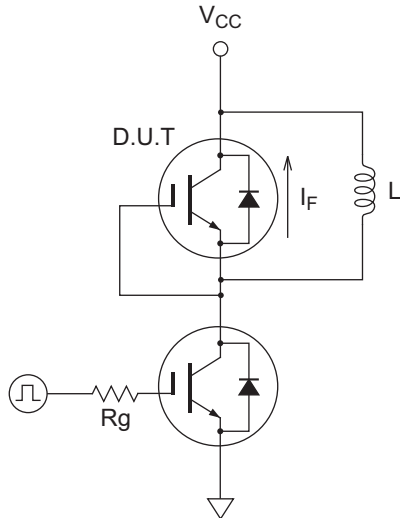
Switching Time Test Circuit



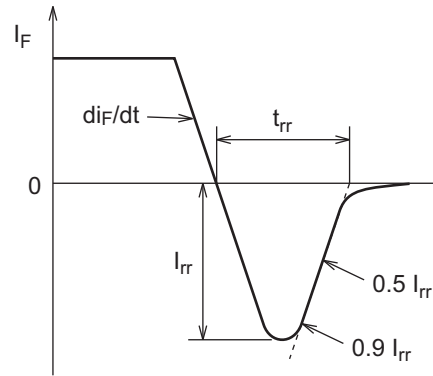
Waveform



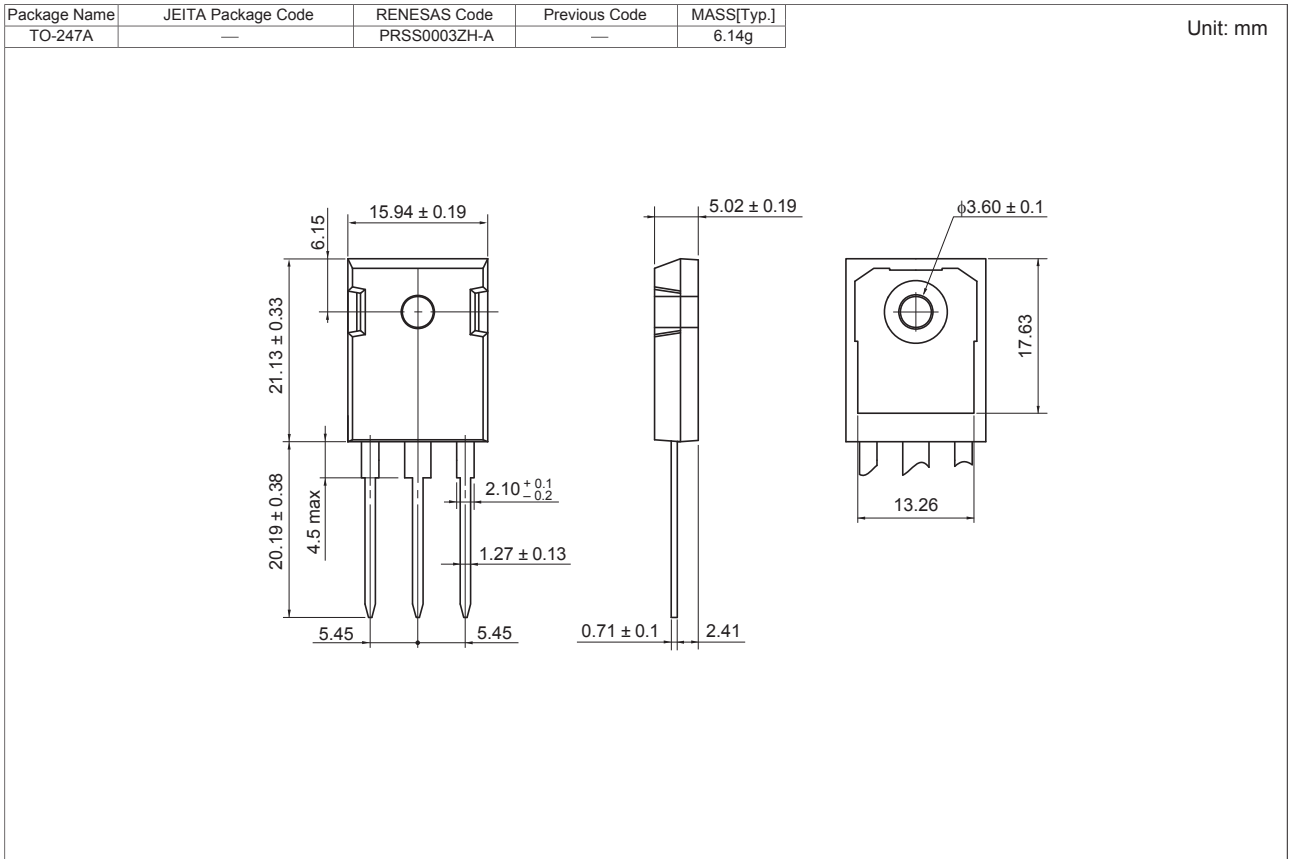
Diode Reverse Recovery Time Test Circuit



Waveform



### Package Dimension



### Ordering Information

Orderable Part No.	Quantity	Shipping Container
RJH65D27BDPQ-A0#T2	240 pcs	Box (Tube)

## Notice

1. Descriptions of circuits, software and other related information in this document are provided only to illustrate the operation of semiconductor products and application examples. You are fully responsible for the incorporation of these circuits, software, and information in the design of your equipment. Renesas Electronics assumes no responsibility for any losses incurred by you or third parties arising from the use of these circuits, software, or information.
2. Renesas Electronics has used reasonable care in preparing the information included in this document, but Renesas Electronics does not warrant that such information is error free. Renesas Electronics assumes no liability whatsoever for any damages incurred by you resulting from errors in or omissions from the information included herein.
3. Renesas Electronics does not assume any liability for infringement of patents, copyrights, or other intellectual property rights of third parties by or arising from the use of Renesas Electronics products or technical information described in this document. No license, express, implied or otherwise, is granted hereby under any patents, copyrights or other intellectual property rights of Renesas Electronics or others.
4. You should not alter, modify, copy, or otherwise misappropriate any Renesas Electronics product, whether in whole or in part. Renesas Electronics assumes no responsibility for any losses incurred by you or third parties arising from such alteration, modification, copy or otherwise misappropriation of Renesas Electronics product.
5. Renesas Electronics products are classified according to the following two quality grades: "Standard" and "High Quality". The recommended applications for each Renesas Electronics product depends on the product's quality grade, as indicated below.  
"Standard": Computers; office equipment; communications equipment; test and measurement equipment; audio and visual equipment; home electronic appliances; machine tools; personal electronic equipment; and industrial robots etc.  
"High Quality": Transportation equipment (automobiles, trains, ships, etc.); traffic control systems; anti-disaster systems; anti-crime systems; and safety equipment etc.  
Renesas Electronics products are neither intended nor authorized for use in products or systems that may pose a direct threat to human life or bodily injury (artificial life support devices or systems, surgical implantations etc.), or may cause serious property damages (nuclear reactor control systems, military equipment etc.). You must check the quality grade of each Renesas Electronics product before using it in a particular application. You may not use any Renesas Electronics product for any application for which it is not intended. Renesas Electronics shall not be in any way liable for any damages or losses incurred by you or third parties arising from the use of any Renesas Electronics product for which the product is not intended by Renesas Electronics.
6. You should use the Renesas Electronics products described in this document within the range specified by Renesas Electronics, especially with respect to the maximum rating, operating supply voltage range, movement power voltage range, heat radiation characteristics, installation and other product characteristics. Renesas Electronics shall have no liability for malfunctions or damages arising out of the use of Renesas Electronics products beyond such specified ranges.
7. Although Renesas Electronics endeavors to improve the quality and reliability of its products, semiconductor products have specific characteristics such as the occurrence of failure at a certain rate and malfunctions under certain use conditions. Further, Renesas Electronics products are not subject to radiation resistance design. Please be sure to implement safety measures to guard them against the possibility of physical injury, and injury or damage caused by fire in the event of the failure of a Renesas Electronics product, such as safety design for hardware and software including but not limited to redundancy, fire control and malfunction prevention, appropriate treatment for aging degradation or any other appropriate measures. Because the evaluation of microcomputer software alone is very difficult, please evaluate the safety of the final products or systems manufactured by you.
8. Please contact a Renesas Electronics sales office for details as to environmental matters such as the environmental compatibility of each Renesas Electronics product. Please use Renesas Electronics products in compliance with all applicable laws and regulations that regulate the inclusion or use of controlled substances, including without limitation, the EU RoHS Directive. Renesas Electronics assumes no liability for damages or losses occurring as a result of your noncompliance with applicable laws and regulations.
9. Renesas Electronics products and technology may not be used for or incorporated into any products or systems whose manufacture, use, or sale is prohibited under any applicable domestic or foreign laws or regulations. You should not use Renesas Electronics products or technology described in this document for any purpose relating to military applications or use by the military, including but not limited to the development of weapons of mass destruction. When exporting the Renesas Electronics products or technology described in this document, you should comply with the applicable export control laws and regulations and follow the procedures required by such laws and regulations.
10. It is the responsibility of the buyer or distributor of Renesas Electronics products, who distributes, disposes of, or otherwise places the product with a third party, to notify such third party in advance of the contents and conditions set forth in this document, Renesas Electronics assumes no responsibility for any losses incurred by you or third parties as a result of unauthorized use of Renesas Electronics products.
11. This document may not be reproduced or duplicated in any form, in whole or in part, without prior written consent of Renesas Electronics.
12. Please contact a Renesas Electronics sales office if you have any questions regarding the information contained in this document or Renesas Electronics products, or if you have any other inquiries.

(Note 1) "Renesas Electronics" as used in this document means Renesas Electronics Corporation and also includes its majority-owned subsidiaries.

(Note 2) "Renesas Electronics product(s)" means any product developed or manufactured by or for Renesas Electronics.



### SALES OFFICES

Renesas Electronics Corporation

<http://www.renesas.com>

Refer to "<http://www.renesas.com/>" for the latest and detailed information.

#### Renesas Electronics America Inc.

2801 Scott Boulevard Santa Clara, CA 95050-2549, U.S.A.  
Tel: +1-408-588-6000, Fax: +1-408-588-6130

#### Renesas Electronics Canada Limited

9251 Yonge Street, Suite 8309 Richmond Hill, Ontario Canada L4C 9T3  
Tel: +1-905-237-2004

#### Renesas Electronics Europe Limited

Dukes Meadow, Millboard Road, Bourne End, Buckinghamshire, SL8 5FH, U.K.  
Tel: +44-1628-585-100, Fax: +44-1628-585-900

#### Renesas Electronics Europe GmbH

Arcadiastrasse 10, 40472 Düsseldorf, Germany  
Tel: +49-211-6503-0, Fax: +49-211-6503-1327

#### Renesas Electronics (China) Co., Ltd.

Room 1709, Quantum Plaza, No.27 ZhiChunLu Haidian District, Beijing 100191, P.R.China  
Tel: +86-10-8235-1155, Fax: +86-10-8235-7679

#### Renesas Electronics (Shanghai) Co., Ltd.

Unit 301, Tower A, Central Towers, 555 Langao Road, Putuo District, Shanghai, P. R. China 200333  
Tel: +86-21-2226-0888, Fax: +86-21-2226-0999

#### Renesas Electronics Hong Kong Limited

Unit 1601-1611, 16/F., Tower 2, Grand Century Place, 193 Prince Edward Road West, Mongkok, Kowloon, Hong Kong  
Tel: +852-2265-6688, Fax: +852 2886-9022

#### Renesas Electronics Taiwan Co., Ltd.

13F, No. 363, Fu Shing North Road, Taipei 10543, Taiwan  
Tel: +886-2-8175-9600, Fax: +886 2-8175-9670

#### Renesas Electronics Singapore Pte. Ltd.

80 Bendemeer Road, Unit #06-02 Hyflux Innovation Centre, Singapore 339949  
Tel: +65-6213-0200, Fax: +65-6213-0300

#### Renesas Electronics Malaysia Sdn.Bhd.

Unit 1207, Block B, Menara Amcorp, Amcorp Trade Centre, No. 18, Jln Persiaran Barat, 46050 Petaling Jaya, Selangor Darul Ehsan, Malaysia  
Tel: +60-3-7955-9390, Fax: +60-3-7955-9510

#### Renesas Electronics India Pvt. Ltd.

No.77C, 100 Feet Road, HAL II Stage, Indiranagar, Bangalore, India  
Tel: +91-80-67208700, Fax: +91-80-67208777

#### Renesas Electronics Korea Co., Ltd.

12F., 234 Teheran-ro, Gangnam-Gu, Seoul, 135-080, Korea  
Tel: +82-2-558-3737, Fax: +82-2-558-5141