


Features

- Schottky barrier diodes
- Low forward voltage drop
- Low leakage current
- Moisture sensitivity: level 1, per J-STD-020
- Solder dip 260 °C, 10 s
- Low profile, typical thickness 1.0mm
- AEC-Q101 qualified



eSGB (SMAF)

Typical Applications

For use in low voltage,high frequency inverters,free wheeling, and polarity protection application

Maximum Ratings (TA = 25 °C unless otherwise noted)			
Parameter	Symbol	LS5B0	Unit
Maximum repetitive peak reverse voltage	VRRM	100	V
Maximum RMS voltage	VRMS	70	V
Maximum DC blocking voltage	VDC	100	V
Maximum average forward rectified current	IF(AV) ¹	5.0	A
	IF(AV) ²	3.0	
Peak forward surge current 8.3 ms single half	IFSM	150	A
Operating junction and storage temperature	TJ, TSTG	- 55 to + 150	°C

Electrical Characteristics (TA = 25 °C unless otherwise noted)						
Parameter	Test Conditions	Symbol	Min	Typ	Max	Unit
Instantaneous forward voltage	IF=1A, TA=25°C	VF	-	0.49	-	Volts
	IF=2A, TA=25°C		-	0.60	-	
	IF=5A, TA=25°C		-	0.78	0.82	
	IF=5A, TA=125		-	0.61	0.70	
Maximum DC reverse current at rated DC blocking	TA=25°C	IR		0.5		mA
	TA=125°C			50		
Typical junction capacitance	4.0 V, 1 MHz	C _J		154		pF
Typical thermal resistance	junction to mount	R _{θJM} ¹⁾		20		°C/W
	junction to ambient	R _{θJA} ²⁾		75		

Notes: 1)Thermal resistance R_{θJM} is junction to mount. Free air,mounted on aluminum P.C.B with recommended copper pad

2)Thermal resistance R_{θJA} is junction to ambient.Mounted on P.C.B with 8×8mm copper pads,2 OZ,FR4 PCB

Ratings and Characteristics Curves

(TA = 25°C unless otherwise noted)

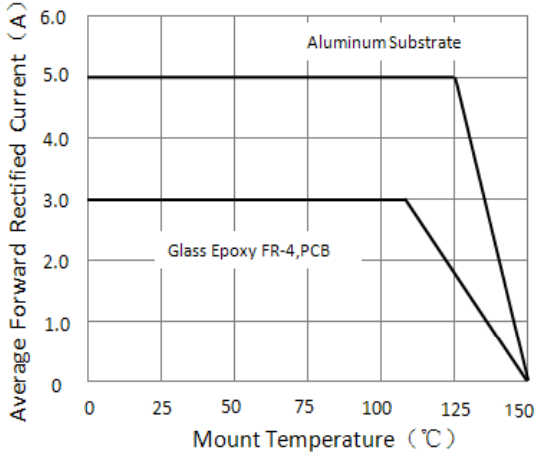


Figure 1. Forward Current Derating Curve

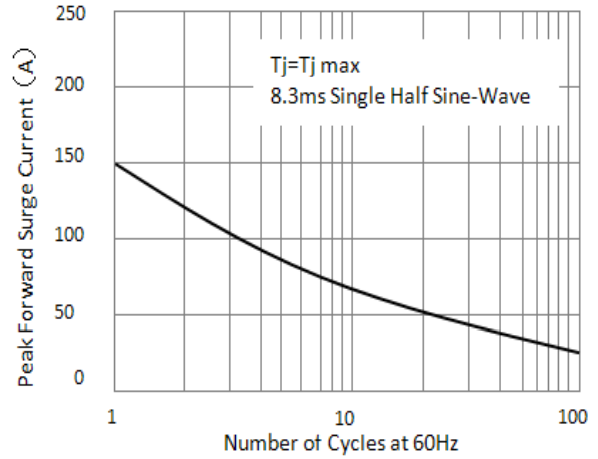


Figure 2. Maximum Non-Repetitive Peak Forward Surge Current

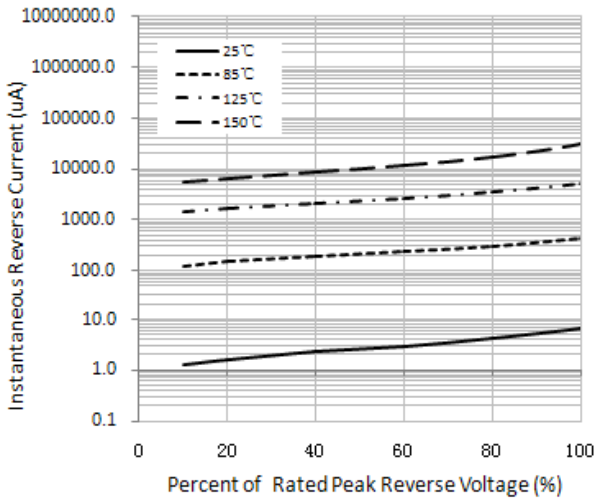


Figure 3. Typical Reverse Characteristics

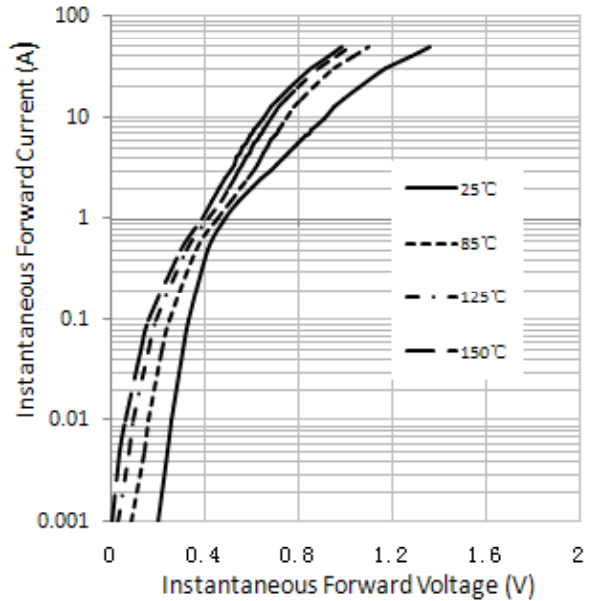


Figure 4. Typical Instantaneous Forward Characteristics

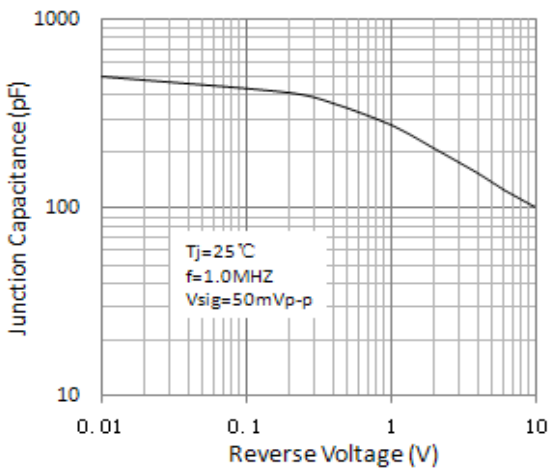
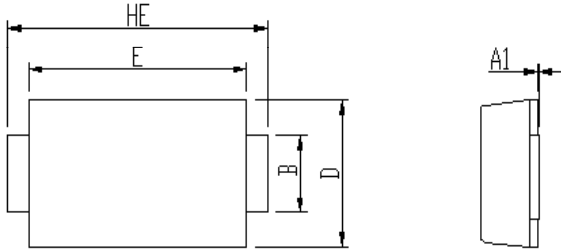


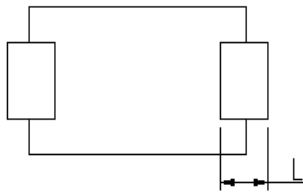

Figure 5. Typical Junction Capacitance

Package Outline Dimensions

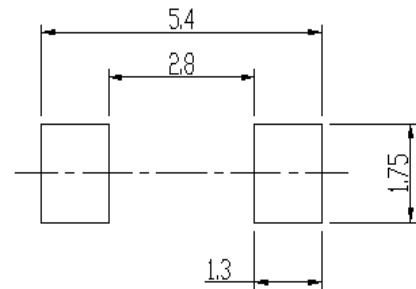
in inches (millimeters)



DIM	Unit: mm		Unit: inch	
	MIN	MAX	MIN	MAX
A	0.92	1.08	0.036	0.043
A1	0	0.1	0.000	0.004
B	1.25	1.45	0.049	0.057
C	0.1	0.25	0.004	0.010
D	2.6	2.8	0.102	0.110
E	4.1	4.3	0.161	0.169
L	0.7	1.1	0.028	0.043
HE	4.8	5.2	0.189	0.205



Soldering footprint

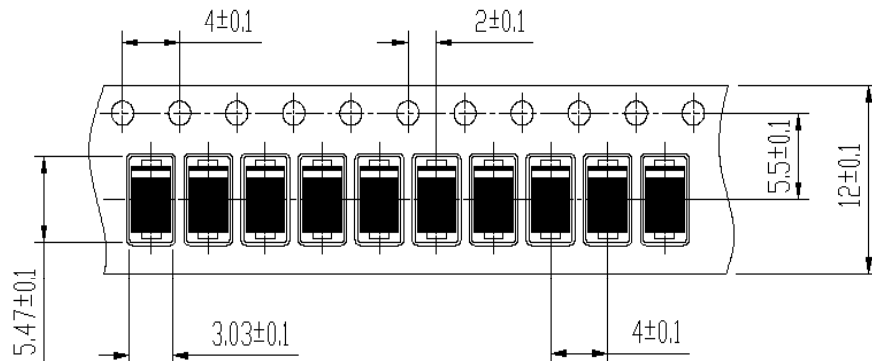


Packing Information

Packing quantities:

10,000 pcs/Reel, 12mm Tape, 13" Reel

Tape & Reel Specification





Disclaimers

These materials are intended as a reference to assist our customers in the selection of the Suzhou Good-Ark product best suited to the customer's application; they do not convey any license under any intellectual property rights, or any other rights, belonging to Suzhou Good-Ark Electronics Co., Ltd. or a third party.

Suzhou Good-Ark Electronics Co., Ltd. assumes no responsibility for any damage, or infringement of any third-party's rights, originating in the use of any product data, diagrams, charts, programs, algorithms, or circuit application examples contained in these materials.

All information contained in these materials, including product data, diagrams, charts, programs and algorithms represents information on products at the time of publication of these materials, and are subject to change by Suzhou Good-Ark Electronics Co., Ltd. without notice due to product improvements or other reasons. It is therefore recommended that customers contact Suzhou Good-Ark Electronics Co., Ltd. or an authorized Suzhou Good-Ark Electronics Co., Ltd. for the latest product information before purchasing a product listed herein. The information described here may contain technical inaccuracies or typographical errors. Suzhou Good-Ark Electronics Co., Ltd. assumes no responsibility for any damage, liability, or other loss rising from these inaccuracies or errors. Please also pay attention to information published by Suzhou Good-Ark Electronics Co., Ltd. by various means, including our website home page.
(<http://www.goodark.com>)

When using any or all of the information contained in these materials, including product data, diagrams, charts, programs, and algorithms, Please be sure to evaluate all information as a total system before making a final decision on the applicability of the information and products. Suzhou Good-Ark Electronics Co., Ltd. assumes no responsibility for any damage, liability or other loss resulting from the information contained herein.

The prior written approval of Suzhou Good-Ark Electronics Co., Ltd. is necessary to reprint or reproduce in whole or in part these materials.

Please contact Suzhou Good-Ark Electronics Co., Ltd. or an authorized distributor for further details on these materials or the products contained herein.